

20

NAVARTI  
*cerámica*

26

# WELCOME

**ES** Desde 2014 y con más de 20 años de experiencia en el sector, Navarti Cerámica trabaja día a día en construir unos fuertes valores basados en el diseño, la innovación y la calidad de nuestro producto. Todo esto unido a una atención al cliente de calidad junto con una fuerte presencia en el mercado tanto a nivel nacional como internacional.

Gracias al avance de nuestras tecnologías y a un equipo proactivo e inconformista, Navarti es sinónimo de evolución y buen gusto. El compromiso medioambiental nos define, ya que utilizamos procesos de fabricación que simplifican de manera significativa la huella de carbono en el planeta Tierra. Y como muestra de ello, poseemos diversos certificados, en los cuales se reconocen estrategias y prácticas de construcción sostenible, saludables y altamente eficientes.

En este catálogo, a través de la amplia variedad de colecciones que presentamos, buscamos satisfacer todo tipo de gustos y necesidades. Todo ello gracias al multiformato, a los distintos acabados y reproducciones altamente fieles a los materiales reales.

Pero sobre todo, queremos servir de inspiración y poder acompañar a las personas en su proyecto de vida.

Desde 2014 y con más de 20 años de experiencia en el sector, Navarti Cerámica trabaja día a día en construir unos fuertes valores basados en el diseño, la innovación y la calidad de nuestro producto. Todo esto unido a una atención al cliente de calidad junto con una fuerte presencia en el mercado tanto a nivel nacional como internacional.

Gracias al avance de nuestras tecnologías y a un equipo proactivo e inconformista, Navarti es sinónimo de evolución y buen gusto. El compromiso medioambiental nos define, ya que utilizamos procesos de fabricación que simplifican de manera significativa la huella de carbono en el planeta Tierra. Y como muestra de ello, poseemos diversos certificados, en los cuales se reconocen estrategias y prácticas de construcción sostenible, saludables y altamente eficientes.

En este catálogo, a través de la amplia variedad de colecciones que presentamos, buscamos satisfacer todo tipo de gustos y necesidades. Todo ello gracias al multiformato, a los distintos acabados y reproducciones altamente fieles a los materiales reales.

Pero sobre todo, queremos servir de inspiración y poder acompañar a las personas en su proyecto de vida.

EN

# ENVIRONMENT

**ES** Navarti Cerámica cuenta con un sistema de gestión ambiental para identificar y minimizar el impacto de sus operaciones sobre las emisiones atmosféricas, aguas residuales, residuos y contaminación acústica.

La compañía está comprometida con el cumplimiento de las disposiciones legales en material medioambiental. Navarti cuenta con la Autorización Ambiental Integrada, otorgada por la Consejería de Territorio y Vivienda de la Generalitat Valenciana. Aparte, aplicando criterios de mejora continua, lleva a cabo una valorización interna de los residuos y una recogida selectiva de los mismos como cartón, plástico o madera.

Otro input que Navarti tiene en cuenta, es el compromiso con la mejora en la gestión del agua, basada en los principios de reutilización y optimización de la misma en diferentes procesos. Además, apuesta por la aplicación constante de criterios de eficiencia energética en sus instalaciones y actividades. La compañía cuenta con Declaraciones Ambientales de Producto (DAP) para todas las familias de producto que comercializa. Una declaración concedida por Aenor en 2014 y ampliada en 2015 que destaca productos respetuosos con el medio ambiente.

**EN** Navarti Cerámica has an environmental management system to identify and minimize the impact of its operations on atmospheric emissions, wastewater, waste and noise pollution.

The company is committed to complying with legal provisions on environmental matters. Navarti has the Integrated Environmental Authorization, granted by the Department of Territory and Housing of the Generalitat Valenciana. In addition, applying criteria of continuous improvement, it carries out an internal recovery of waste and a selective collection of the same as cardboard, plastic or wood.

Another input that Navarti takes into account is the commitment to improving water management, based on the principles of reuse and optimization of it in different processes. In addition, it is committed to the constant application of energy efficiency criteria in its facilities and activities. The company has Environmental Product Declarations (DAP) for all the product families it markets. A statement granted by Aenor in 2014 and extended in 2015 that highlights environmentally friendly products.

# CONTACT



**ES** En Navarti Cerámica nos gusta estar en contacto con nuestros clientes, contar nuestras novedades, y lo que hacemos cada día.

Por eso hemos puesto en marcha múltiples canales que nos permiten comunicarnos diariamente con nuestros clientes. Puedes consultar nuestra página web. Puedes saber lo que nos inspira y estar al día en la actualidad de la industria cerámica. [www.navarti.com](http://www.navarti.com)

La web de Navarti es capaz de ofrecer información muy actualizada sobre la disponibilidad de nuestros productos, algo que hace de nuestro sitio una herramienta increíblemente potente pero también fiable. Queremos ofrecer nuevas funcionalidades que harán que nuestros clientes y distribuidores tengan en todo momento acceso a información técnica y al stock de nuestros productos. También disponemos de un área de descarga para consultar todos nuestros catálogos.

Además, reforzamos nuestra presencia en redes sociales para mantener a nuestros clientes al día de todas las novedades y también para recibir y tener en cuenta su feedback.


**EN** In Navarti Cerámica we like to be in touch with our customers, tell them our news, and what we do every day.

That's why we have launched multiple channels that allow us to communicate daily with our customers. You can check out our website. You can find out what inspires us and be up to date on the current ceramic industry. [www.navarti.com](http://www.navarti.com)

The Navarti website is able to offer very up-to-date information on the availability of our products, something that makes our site an incredibly powerful but also reliable tool. We want to offer new functionalities that will make our customers and distributors have access to technical information and the stock of our products at all times. We also have a download area to consult all our catalogues.

In addition, we reinforce our social media presence to keep our customers up to date with all the news and also to receive and take into account their feedback.

 FACEBOOK  
[navarticeramica/](https://www.facebook.com/navarticeramica/)

 INSTAGRAM  
[navarti\\_ceramica/](https://www.instagram.com/navarti_ceramica/)











 PINTEREST  
[navarticeramica/](https://www.pinterest.com/navarticeramica/)

 LINKEDIN  
[navarti-ceramica/](https://www.linkedin.com/company/navarti-ceramica/)



## Acabados

## Finishes

|   |   |   |   |   |
|---|---|---|---|---|
| <br>MATE<br>MATT             | <br>BRILLO<br>GLOSS    | <br>PULIDO<br>POLISHED             | <br>GRANILLA PULIDA<br>HIGHLY POLISHED | <br>CMYK<br>DIGITAL<br>DIGITAL |
| <br>RECTIFICADO<br>RECTIFIED | <br>LAPPATO<br>LAPPATO | <br>SUGAR LAPPATO<br>SUGAR LAPPATO | <br>POLIMAT<br>POLIMAT                | <br>TINTA BRILLO<br>GLOSSY INK |

## Características Técnicas

## Technical Features

|   |   |   |  |  |
|---|---|---|--|--|
| <br>GRUPO<br>BIA                             | <br>GRUPO<br>BIB   | <br>GRUPO<br>BIIA                                      | <br>GRUPO<br>BIII | GRUPO ABSORCIÓN DE AGUA<br>WATER ABSORTION GROUP |
| <br>NAT<br>CLASE 1                           | <br>NAT<br>CLASE 3 | UNE 41901<br>RESISTENCIA AL DESLIZAMIENTO (PÉNDULO)<br>SLIP RESISTENCE (PENDULUM)   |  |  |
| <br>NAT<br>R9                                | <br>NAT<br>R10     | DIN 51130<br>ÁNGULO CRÍTICO DE DESLIZAMIENTO (RAMPA)<br>CRITICAL SLIP ANGLE (RAMP)  |  |  |
| <br>NAT<br>A                                 | <br>NAT<br>B       | DIN 51097<br>ÁNGULO CRÍTICO DE ZONAS HÚMEDAS DE ANDAR DESCALZO<br>CRITICAL SLIP ANGLE. BAREFOOT WETTED AREAS ANGLE DE GLISSEMENT CRITIQUE |  |  |
| <br>DCOF <input checked="" type="checkbox"/> |   | COEFICIENTE DE FRICCIÓN DINÁMICO DE PAVIMENTOS RÍGIDOS<br>DYNAMIC COEFFICIENT OF FRICTION OF RIGID PAVEMENTS                              |  |  |
| <br>UPEC                                     |   | UPEC-CSTB<br>UPEC-CSTB  |  |  |

## Tipo De Superficie

## Type of Surface

|   |  |   |  |   |
|---|--|---|--|---|
| <br>REVESTIMIENTO<br>WALL TILES        | <br>PAVIMENTO<br>FLOOR TILES                                  | <br>PO<br>PORCELÁNICO<br>PORCELAIN     | <br>WB<br>PASTA BLANCA<br>WHITE BODY | <br>RB<br>PASTA ROJA<br>RED BODY |
| <br>PAVIMENTO ADZ<br>ADZ FLOOR TILES | <br>PAVIMENTO ADZ BAJO DEMANDA<br>ADZ FLOOR TILE ON REQUEST | <br>MASA COLOREADA<br>COLORED BODY |  |   |





## Tipologías De Producto

## Product Types

|  |  |   |
|--|--|---|
| <br>INFINITA<br>INFINITA                | <br>GRAVITA<br>GRAVITA                        | <br>POLIMAT<br>POLIMAT                     |
| <br>MASA COLOR<br>COLORED BODY          | <br>LAPPATO<br>LAPPATO                        | <br>PASTA BLANCA<br>WHITE BODY             |
| <br>PULIDOS NAVARTI<br>NAVARTI POLISHED | <br>PORCELÁNICO ESMALTADO<br>GLAZED PORCELAIN | <br>REV. PASTA ROJA<br>RED BODY WALL TILE  |
| <br>20 MM<br>20MM THICKNESS             | <br>MADERAS<br>WOODS                          | <br>PAV. PASTA ROJA<br>RED BODY FLOOR TILE |
| <br>GRANILLA PULIDA<br>HIGHLY POLISHED  | <br>TINTA BRILLO<br>GLOSSY INK                |   |

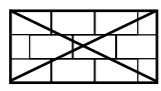
## Variación

## Variation

|   |   |   |   |
|---|---|---|---|
| <br>V1<br>VARIACIÓN LEVE<br>SLIGHT VARIATION | <br>V2<br>VARIACIÓN MODERADA<br>MODERATE VARIATION | <br>V3<br>VARIACIÓN ALTA<br>STRONG VARIATION | <br>V4<br>VARIACIÓN MUY ALTA<br>STRONG VARIATION |
|---|---|---|---|

## Colocación

## Tile Laying

|   |   |
|---|---|
|  | RECOMENDABLE NO COLOCAR TRABADO A MITAD DE PIEZA<br>WE DO NOT RECOMMEND LAYING THE TILE BRICKBOND HALFWAY |
|---|---|

|          |              |     |
|----------|--------------|-----|
| <b>A</b> | Agueda       | 366 |
|          | Allure       | 176 |
|          | Amyr         | 368 |
|          | Antibes      | 90  |
|          | Antibes 20mm | 284 |
|          | Antibes UPEC | 404 |
|          | Artan        | 445 |
|          | Ateleri      | 444 |
|          | Athika       | 180 |
|          | Athika       | 414 |
|          | Avart        | 446 |

|          |                        |     |
|----------|------------------------|-----|
| <b>B</b> | Balear                 | 94  |
|          | Baltia                 | 447 |
|          | Barrow                 | 184 |
|          | Bases blancas          | 458 |
|          | Batela                 | 98  |
|          | Batela 20mm            | 286 |
|          | Batela 33x55           | 448 |
|          | Batela <i>Infinita</i> | 22  |
|          | Batela RB 30x90        | 439 |
|          | Batela UPEC            | 404 |
|          | Batela WB 30x60        | 429 |
|          | Batela WB 30x90        | 415 |
|          | Belgravia              | 370 |
|          | Bellagio               | 372 |
|          | Bellagio 30x90         | 416 |
|          | Bellagio Gold          | 372 |
|          | Bellagio Gold 30x90    | 416 |
|          | Blancos RB             | 438 |
|          | Blancos WB             | 410 |
|          | Bloc                   | 441 |
|          | Bolzano                | 312 |
|          | Bonvoy                 | 102 |
|          | Bosco                  | 356 |
|          | Brechialunar           | 188 |
|          | Bruce                  | 192 |
|          | Bután                  | 196 |
|          | Byronbay               | 374 |

|          |               |     |
|----------|---------------|-----|
| <b>C</b> | Cadaques      | 68  |
|          | Cadaques 20mm | 288 |
|          | Calacatta     | 406 |
|          | Calacatta     | 449 |
|          | Cera          | 432 |
|          | Christy       | 200 |
|          | Clapton       | 376 |
|          | Clarke        | 204 |
|          | Clarke shine  | 208 |
|          | Clothy        | 212 |
|          | Creta         | 417 |

|          |             |     |
|----------|-------------|-----|
| <b>D</b> | Dakaris     | 316 |
|          | Dart        | 106 |
|          | Dart 20mm   | 290 |
|          | Dart 33x100 | 412 |
|          | Dart RB     | 450 |
|          | DC Tinsel   | 378 |
|          | Deck        | 320 |
|          | Decorados   | 435 |
|          | Discover    | 216 |
|          | Drava       | 380 |
|          | Drava       | 418 |
|          | Dylon       | 382 |

|          |                        |     |
|----------|------------------------|-----|
| <b>E</b> | Ecchio                 | 110 |
|          | Ecchio 33x100          | 413 |
|          | Elder                  | 220 |
|          | Estrom <i>Infinita</i> | 26  |

|          |         |     |
|----------|---------|-----|
| <b>F</b> | Fanlo   | 324 |
|          | Forest  | 328 |
|          | Foresta | 462 |
|          | Fusta   | 463 |

|          |                        |     |
|----------|------------------------|-----|
| <b>G</b> | Garner                 | 224 |
|          | Garner 33x55           | 451 |
|          | Garner <i>Infinita</i> | 30  |
|          | Garner shine           | 228 |
|          | Givet                  | 230 |
|          | Golden                 | 234 |
|          | Grain Stone            | 114 |
|          | Grain Stone 20mm       | 292 |

|          |      |     |
|----------|------|-----|
| <b>H</b> | Hook | 118 |
|----------|------|-----|

|          |                          |     |
|----------|--------------------------|-----|
| <b>I</b> | Infinity <i>Infinita</i> | 34  |
|          | Iris                     | 419 |
|          | Irta                     | 72  |
|          | Irta 20mm                | 294 |
|          | Irta 30x90               | 420 |

|          |            |     |
|----------|------------|-----|
| <b>K</b> | Kea        | 238 |
|          | Kea 30x90  | 421 |
|          | Keith      | 122 |
|          | Keith 20mm | 296 |
|          | Keon       | 443 |
|          | Kezma      | 433 |

|          |                |     |
|----------|----------------|-----|
| <b>L</b> | Lance          | 242 |
|          | Laza           | 384 |
|          | Laza           | 422 |
|          | Laza 30x60     | 430 |
|          | Lengo          | 452 |
|          | Levin          | 126 |
|          | Levin 20mm     | 298 |
|          | Levin 45x45    | 465 |
|          | Levin RB 30x90 | 440 |
|          | Levin RB 33x55 | 453 |
|          | Levin WB 30x90 | 423 |
|          | Limasol        | 246 |
|          | Loring         | 332 |
|          | Lugano         | 250 |

|          |                       |     |
|----------|-----------------------|-----|
| <b>M</b> | Madeira               | 358 |
|          | Makai                 | 360 |
|          | Manhattan             | 386 |
|          | Manhattan 20mm        | 300 |
|          | Manhattan 30x90       | 424 |
|          | Manhattan 45x45       | 464 |
|          | Mao                   | 76  |
|          | Medina                | 336 |
|          | Method                | 130 |
|          | Montano               | 340 |
|          | Montano 30x90         | 426 |
|          | Mutaz                 | 388 |
|          | Mylos                 | 134 |
|          | Mylos 20mm            | 302 |
|          | Mylos <i>Infinita</i> | 38  |

|          |                        |     |
|----------|------------------------|-----|
| <b>N</b> | Nadinne                | 390 |
|          | Nature                 | 392 |
|          | Nature                 | 425 |
|          | Navona                 | 138 |
|          | Navona <i>Infinita</i> | 42  |
|          | North                  | 454 |

|          |       |     |
|----------|-------|-----|
| <b>O</b> | Orix  | 254 |
|          | Oxyde | 142 |

|          |             |     |
|----------|-------------|-----|
| <b>P</b> | Piazza      | 258 |
|          | Piazza 20mm | 304 |
|          | Pompeya     | 80  |
|          | Precut      | 394 |
|          | Pulsar      | 262 |

|          |        |     |
|----------|--------|-----|
| <b>R</b> | Racer  | 396 |
|          | Reness | 406 |
|          | Reno   | 396 |
|          | Rodano | 442 |

|          |              |     |
|----------|--------------|-----|
| <b>S</b> | Safeer       | 398 |
|          | Sagano       | 146 |
|          | Saona        | 84  |
|          | Sener        | 455 |
|          | Status       | 400 |
|          | Street       | 150 |
|          | Street 20mm  | 306 |
|          | Street 30x90 | 426 |
|          | Street RB    | 456 |
|          | Strom        | 266 |

|          |                       |     |
|----------|-----------------------|-----|
| <b>T</b> | Tabil                 | 344 |
|          | Tabil <i>Infinita</i> | 46  |
|          | Taiga                 | 348 |
|          | Tasmania              | 352 |
|          | Tekali                | 270 |
|          | Towns                 | 402 |

|          |                       |     |
|----------|-----------------------|-----|
| <b>U</b> | Unika                 | 154 |
|          | Unika <i>Infinita</i> | 50  |
|          | Ura                   | 158 |
|          | Ura <i>Infinita</i>   | 54  |
|          | Uyuni                 | 274 |
|          | Uyuni 30x90           | 427 |

|          |          |     |
|----------|----------|-----|
| <b>V</b> | Valdivia | 162 |
|----------|----------|-----|

|          |        |     |
|----------|--------|-----|
| <b>W</b> | Willow | 362 |
|----------|--------|-----|

|          |                      |     |
|----------|----------------------|-----|
| <b>Z</b> | Zanzibar             | 166 |
|          | Zarati               | 434 |
|          | Ziro                 | 170 |
|          | Ziro 20mm            | 308 |
|          | Ziro 30x60           | 431 |
|          | Ziro 30x90           | 428 |
|          | Ziro 33x55           | 457 |
|          | Ziro <i>Infinita</i> | 58  |
|          | Ziro UPEC            | 404 |
|          | Zoey                 | 278 |
|          | Zoey <i>Infinita</i> | 62  |

**120x280**

|                          |    |
|--------------------------|----|
| Batela <i>Infinita</i>   | 22 |
| Estrom <i>Infinita</i>   | 26 |
| Garner <i>Infinita</i>   | 30 |
| Infinity <i>Infinita</i> | 34 |
| Mylos <i>Infinita</i>    | 38 |
| Navona <i>Infinita</i>   | 42 |
| Tabil <i>Infinita</i>    | 46 |
| Unika <i>Infinita</i>    | 50 |
| Ura <i>Infinita</i>      | 54 |
| Ziro <i>Infinita</i>     | 58 |
| Zoey <i>Infinita</i>     | 62 |

**160x160**

|          |     |
|----------|-----|
| Discover | 216 |
| Garner   | 224 |
| Hook     | 118 |
| Levin    | 126 |
| Zoey     | 278 |

**120x120**

|              |     |
|--------------|-----|
| Allure       | 176 |
| Antibes      | 90  |
| Athika       | 180 |
| Balear       | 94  |
| Barrow       | 184 |
| Batela       | 98  |
| Brechialunar | 188 |
| Bruce        | 192 |
| Bután        | 196 |
| Cadaques     | 68  |
| Christy      | 200 |
| Clapton      | 376 |
| Clarke       | 204 |
| Clarke shine | 208 |
| Clothy       | 212 |
| Dart         | 106 |
| Discover     | 216 |
| Ecchio       | 110 |
| Elder        | 220 |
| Garner       | 224 |
| Garner shine | 228 |
| Golden       | 234 |
| Grain Stone  | 114 |
| Hook         | 118 |
| Irta         | 72  |
| Kea          | 238 |
| Keith        | 122 |
| Lance        | 242 |
| Levin        | 126 |
| Limasol      | 246 |
| Lugano       | 250 |
| Mao          | 76  |
| Mylos        | 134 |
| Navona       | 138 |

|          |     |
|----------|-----|
| Orix     | 254 |
| Oxyde    | 142 |
| Piazza   | 258 |
| Pompeya  | 80  |
| Pulsar   | 262 |
| Saona    | 84  |
| Street   | 150 |
| Strom    | 266 |
| Strom    | 266 |
| Tekali   | 270 |
| Unika    | 154 |
| Ura      | 158 |
| Uyuni    | 274 |
| Valdivia | 162 |
| Ziro     | 170 |
| Zoey     | 278 |

**100x100**

|                  |     |
|------------------|-----|
| Antibes          | 90  |
| Antibes 20mm     | 284 |
| Athika           | 180 |
| Balear           | 94  |
| Batela           | 98  |
| Batela 20mm      | 286 |
| Cadaques         | 68  |
| Cadaques 20mm    | 288 |
| Dart             | 106 |
| Dylon            | 382 |
| Ecchio           | 110 |
| Garner           | 224 |
| Grain Stone      | 114 |
| Grain Stone 20mm | 292 |
| Hook             | 118 |
| Irta             | 72  |
| Irta 20mm        | 294 |
| Kea              | 238 |
| Keith            | 122 |
| Lance            | 242 |
| Levin            | 126 |
| Limasol          | 246 |
| Lugano           | 250 |
| Manhattan        | 386 |
| Method           | 130 |
| Mylos            | 134 |
| Navona           | 138 |
| Street           | 150 |
| Tekali           | 270 |
| Unika            | 154 |
| Ura              | 158 |
| Valdivia         | 162 |
| Ziro             | 170 |
| Ziro 20mm        | 308 |

**90x90**

|         |     |
|---------|-----|
| Allure  | 176 |
| Antibes | 90  |

|             |     |
|-------------|-----|
| Batela      | 98  |
| Batela UPEC | 404 |
| Bruce       | 192 |
| Bután       | 196 |
| Dart        | 106 |
| Ecchio      | 110 |
| Garner      | 224 |
| Grain Stone | 114 |
| Lance       | 242 |
| Levin       | 126 |
| Mylos       | 134 |
| Pulsar      | 262 |
| Street      | 150 |
| Tekali      | 270 |
| Unika       | 154 |
| Ura         | 158 |
| Uyuni       | 274 |
| Ziro        | 170 |

**60x120**

|               |     |
|---------------|-----|
| Allure        | 176 |
| Antibes       | 90  |
| Athika        | 180 |
| Balear        | 94  |
| Batela        | 98  |
| Barrow        | 184 |
| Batela        | 98  |
| Belgravia     | 370 |
| Bellagio      | 372 |
| Bellagio Gold | 372 |
| Bonvoy        | 102 |
| Brechialunar  | 188 |
| Bruce         | 192 |
| Bután         | 196 |
| Byronbay      | 374 |
| Cadaques      | 68  |
| Christy       | 200 |
| Clapton       | 376 |
| Clarke        | 204 |
| Clarke shine  | 208 |
| Clothy        | 212 |
| Dakarís       | 316 |
| Dart          | 106 |
| DC Tinsel     | 378 |
| Decorados     | 435 |
| Discover      | 216 |
| Dylon         | 382 |
| Ecchio        | 110 |
| Elder         | 220 |
| Garner        | 224 |
| Garner shine  | 228 |
| Givet         | 230 |
| Golden        | 234 |
| Grain Stone   | 114 |
| Hook          | 118 |
| Irta          | 72  |
| Kea           | 238 |

|                |     |
|----------------|-----|
| Keith          | 122 |
| Keith 20mm     | 296 |
| Lance          | 242 |
| Laza           | 384 |
| Levin          | 126 |
| Limasol        | 246 |
| Lugano         | 250 |
| Manhattan      | 386 |
| Manhattan 20mm | 300 |
| Mao            | 76  |
| Method         | 130 |
| Mylos          | 134 |
| Mylos 20mm     | 302 |
| Nadinne        | 390 |
| Nature         | 392 |
| Navona         | 138 |
| Orix           | 254 |
| Oxyde          | 142 |
| Piazza         | 258 |
| Pompeya        | 80  |
| Pulsar         | 262 |
| Racer          | 396 |
| Reno           | 396 |
| Sagano         | 146 |
| Saona          | 84  |
| Status         | 400 |
| Street         | 150 |
| Street 20mm    | 306 |
| Strom          | 266 |
| Tekali         | 270 |
| Unika          | 154 |
| Ura            | 158 |
| Uyuni          | 274 |
| Valdivia       | 162 |
| Zanzibar       | 166 |
| Ziro           | 170 |
| Ziro 20mm      | 308 |
| Zoey           | 278 |

**23x120**

|       |     |
|-------|-----|
| Fanlo | 324 |
| Makai | 360 |

**30x180**

|         |     |
|---------|-----|
| Bolzano | 312 |
|---------|-----|

**25x150**

|          |     |
|----------|-----|
| Bolzano  | 312 |
| Fanlo    | 324 |
| Montano  | 340 |
| Taiga    | 348 |
| Tasmania | 352 |

**25x100**

|         |     |
|---------|-----|
| Madeira | 358 |
|---------|-----|

**20x120**

|          |     |
|----------|-----|
| Bolzano  | 312 |
| Dakarís  | 316 |
| Deck     | 320 |
| Forest   | 328 |
| Loring   | 332 |
| Medina   | 336 |
| Montano  | 340 |
| Tabil    | 344 |
| Taiga    | 348 |
| Tasmania | 352 |

**45x45**

|              |     |
|--------------|-----|
| Antibes      | 90  |
| Antibes UPEC | 404 |
| Levin        | 465 |
| Manhattan    | 464 |
| Precut       | 394 |
| Ziro         | 170 |
| Ziro UPEC    | 404 |

**61x91**

|             |     |
|-------------|-----|
| Batela 20mm | 286 |
| Irta 20mm   | 294 |
| Street 20mm | 306 |

**60x90**

|           |     |
|-----------|-----|
| Dart 20mm | 290 |
|-----------|-----|

**60,8x60,8**

|               |     |
|---------------|-----|
| Amyr          | 368 |
| Batela        | 98  |
| Belgravia     | 370 |
| Bellagio      | 372 |
| Bellagio Gold | 372 |
| Calacatta     | 406 |
| Drava         | 380 |
| Dylon         | 382 |
| Levin         | 126 |
| Manhattan     | 386 |
| Mutaz         | 388 |
| Racer         | 396 |
| Reness        | 406 |
| Reno          | 396 |
| Towns         | 402 |

**60x60**

|              |     |
|--------------|-----|
| Antibes      | 90  |
| Antibes 20mm | 284 |
| Antibes UPEC | 404 |
| Batela       | 98  |

|                |     |
|----------------|-----|
| Belgravia      | 370 |
| Bellagio       | 372 |
| Bellagio Gold  | 372 |
| Byronbay       | 374 |
| Cadaques       | 68  |
| Clarke         | 204 |
| Dart           | 106 |
| Discover       | 216 |
| Ecchio         | 110 |
| Elder          | 220 |
| Garner         | 224 |
| Golden         | 234 |
| Grain Stone    | 114 |
| Irta           | 72  |
| Keith          | 122 |
| Lance          | 242 |
| Laza           | 384 |
| Levin          | 126 |
| Levin 20mm     | 298 |
| Manhattan      | 386 |
| Manhattan 20mm | 300 |
| Mao            | 76  |
| Method         | 130 |
| Mylos          | 134 |
| Nadinne        | 390 |
| Nature         | 392 |
| Oxyde          | 142 |
| Pompeya        | 80  |
| Saona          | 84  |
| Status         | 400 |
| Street         | 150 |
| Street 20mm    | 306 |
| Tekali         | 270 |
| Unika          | 154 |
| Ura            | 158 |
| Uyuni          | 274 |
| Valdivia       | 162 |
| Ziro           | 170 |
| Ziro 20mm      | 308 |
| Ziro UPEC      | 404 |

**33x100**

|               |     |
|---------------|-----|
| Bases blancas | 458 |
| Blancos WB    | 410 |
| Dart          | 412 |
| Ecchio        | 413 |

**30x90**

|               |     |
|---------------|-----|
| Athika        | 414 |
| Bases blancas | 458 |
| Batela RB     | 439 |
| Batela WB     | 415 |
| Bellagio      | 416 |
| Bellagio Gold | 416 |

|            |     |
|------------|-----|
| Blancos RB | 438 |
| Blancos WB | 410 |
| Creta      | 417 |
| Drava      | 418 |
| Iris       | 419 |
| Irta       | 420 |
| Kea        | 421 |
| Laza       | 422 |
| Levin RB   | 440 |
| Levin WB   | 423 |
| Manhattan  | 424 |
| Montano    | 426 |
| Nature     | 425 |
| Street     | 426 |
| Uyuni      | 427 |
| Ziro       | 428 |

**30,3x61,3**

|           |     |
|-----------|-----|
| Bonvoy    | 102 |
| Manhattan | 386 |
| Sagano    | 146 |
| Towns     | 402 |

**31,6x60**

|               |     |
|---------------|-----|
| Bases blancas | 458 |
| Bloc          | 441 |

**30x60**

|               |     |
|---------------|-----|
| Antibes       | 90  |
| Bases blancas | 458 |
| Batela        | 98  |
| Batela WB     | 429 |
| Blancos WB    | 410 |
| Cadaques      | 68  |
| Discover      | 216 |
| Ecchio        | 110 |
| Garner        | 224 |
| Golden        | 234 |
| Irta          | 72  |
| Lance         | 242 |
| Laza          | 430 |
| Levin         | 126 |
| Manhattan     | 386 |
| Mao           | 76  |
| Method        | 130 |
| Pompeya       | 80  |
| Saona         | 84  |
| Unika         | 154 |
| Uyuni         | 274 |
| Ziro          | 170 |
| Ziro WB       | 431 |

**25x70**

|               |     |
|---------------|-----|
| Bases blancas | 458 |
| Blancos RB    | 438 |
| Rodano        | 442 |

**20x75**

|        |     |
|--------|-----|
| Bosco  | 356 |
| Willow | 362 |

**25x50**

|               |     |
|---------------|-----|
| Ateleri       | 444 |
| Bases blancas | 458 |

**20x60**

|               |     |
|---------------|-----|
| Bases blancas | 458 |
| Forest        | 462 |
| Fusta         | 463 |
| Keon          | 443 |

**33x55**

|               |     |
|---------------|-----|
| Artan         | 445 |
| Avart         | 446 |
| Baltia        | 447 |
| Bases blancas | 458 |
| Batela        | 448 |
| Blancos RB    | 438 |
| Calacatta     | 449 |
| Dart          | 450 |
| Garner        | 451 |
| Lengo         | 452 |
| Levin         | 453 |
| North         | 454 |
| Sener         | 455 |
| Street        | 456 |
| Ziro          | 457 |

**33x33**

|           |     |
|-----------|-----|
| Agueda    | 366 |
| Belgravia | 370 |
| Manhattan | 386 |

**17x52**

|        |     |
|--------|-----|
| Safeer | 398 |
|--------|-----|

**7,5x30**

|        |     |
|--------|-----|
| Cera   | 432 |
| Kezma  | 433 |
| Zarati | 434 |

## Infinita

|          |    |         |
|----------|----|---------|
| BATELA   | 22 | 120x280 |
| ESTROM   | 26 | 120x280 |
| GARNER   | 30 | 120x280 |
| INFINITY | 34 | 120x280 |
| MYLOS    | 38 | 120x280 |
| NAVONA   | 42 | 120x280 |
| TABIL    | 46 | 120x280 |
| UNIKA    | 50 | 120x280 |
| URA      | 54 | 120x280 |
| ZIRO     | 58 | 120x280 |
| ZOEY     | 62 | 120x280 |

## Gravita

|          |    |                                     |
|----------|----|-------------------------------------|
| CADAQUES | 68 | 120x120<br>60x120<br>60x60<br>30x60 |
| IRTA     | 72 | 120x120<br>60x120<br>60x60<br>30x60 |
| MAO      | 76 | 120x120<br>60x120<br>60x60<br>30x60 |
| POMPEYA  | 80 | 120x120<br>60x120<br>60x60<br>30x60 |
| SAONA    | 84 | 120x120<br>60x120<br>60x60<br>30x60 |

## Colored Body

|             |     |  |
|-------------|-----|--|
| ANTIBES     | 90  | 120x120<br>100x100<br>90x90<br>60x120<br>60x60<br>30x60<br>45x45     |
| BALEAR      | 94  | 120x120<br>100x100<br>60x120   |
| BATELA      | 98  | 120x120<br>100x100<br>90x90<br>60x120<br>60x60<br>60.8x60.8<br>30x60 |
| BONVOY      | 102 | 60x120<br>30.3x61.3  |
| DART        | 106 | 120x120<br>100x100<br>90x90<br>60x120<br>60x60                       |
| ECCHIO      | 110 | 120x120<br>60x120<br>100x100<br>60x60<br>30x60                       |
| GRAIN STONE | 114 | 120x120<br>90x90<br>60x120<br>60x60                                  |
| HOOK        | 118 | 160x160<br>120x120<br>100x100<br>60x120                              |
| KEITH       | 122 | 120x120<br>100x100<br>60x120<br>60x60                                |

|        |     |   |
|--------|-----|---|
| LEVIN  | 126 | 160x160<br>120x120<br>100x100<br>90x90<br>60x120<br>60x60<br>60.8x60.8<br>30x60 |
| METHOD | 130 | 100x100<br>60x120<br>60x60<br>30x60   |
| MYLOS  | 134 | 120x120<br>100x100<br>90x90<br>60x120<br>60x60                                  |
| NAVONA | 138 | 120x120<br>100x100<br>60x120  |
| OXYDE  | 142 | 120x120<br>60x120<br>60x60  |
| SAGANO | 146 | 60x120<br>30.3x61.3   |
| STREET | 150 | 120x120<br>100x100<br>90x90<br>60x120<br>60x60                                  |
| UNIKA  | 154 | 120x120<br>100x100<br>90x90<br>60x120<br>60x60<br>30x60                         |

## Colored Body

|          |     |  |
|----------|-----|--|
| URA      | 158 | 120x120<br>100x100<br>90x90<br>60x120<br>60x60                   |
| VALDIVIA | 162 | 120x120<br>100x100<br>60x120<br>60x60                            |
| ZANZIBAR | 166 | 60x120   |
| ZIRO     | 170 | 120x120<br>100x100<br>90x90<br>60x120<br>60x60<br>30x60<br>45x45 |

## Polished Navarti

|         |     |                              |
|---------|-----|------------------------------|
| ALLURE  | 176 | 120x120<br>90x90<br>60x120   |
| ATHIKA  | 180 | 120x120<br>60x120<br>100x100 |
| BARROW  | 184 | 120x120<br>60x120            |
| BRECHIA | 188 | 120x120<br>LUNAR<br>60x120   |
| BRUCE   | 192 | 120x120<br>90x90<br>60x120   |
| BUTAN   | 196 | 120x120<br>90x90<br>60x120   |

|          |     |  |
|----------|-----|--|
| CHRISTY  | 200 | 120x120<br>60x120  |
| CLARKE   | 204 | 120x120<br>60x120<br>60x60   |
| CLARKE   | 206 | 120x120<br>SHINE<br>60x120   |
| CLOTHY   | 210 | 120x120<br>60x120  |
| DISCOVER | 214 | 160x160<br>120x120<br>60x120<br>60x60<br>30x60                     |
| ELDER    | 218 | 120x120<br>60x120<br>60x60   |
| GARNER   | 222 | 160x160<br>120x120<br>100x100<br>90x90<br>60x120<br>60x60<br>30x60 |
| GARNER   | 226 | 120x120<br>SHINE<br>60x120   |
| GIVET    | 230 | 60x120   |
| GOLDEN   | 234 | 120x120<br>60x120<br>60x60<br>30x60                                |
| KEA      | 238 | 120x120<br>60x120<br>100x100                                       |
| LANCE    | 242 | 120x120<br>100x100<br>90x90<br>60x120<br>60x60<br>30x60            |

|         |     |  |
|---------|-----|--|
| LIMASOL | 246 | 120x120<br>100x100<br>60x120                   |
| LUGANO  | 250 | 120x120<br>100x100<br>60x120                   |
| ORIX    | 254 | 120x120<br>60x120                              |
| PIAZZA  | 258 | 120x120<br>60x120                              |
| PULSAR  | 262 | 120x120<br>90x90<br>60x120                     |
| STROM   | 266 | 120x120<br>60x120                              |
| TEKALI  | 270 | 120x120<br>100x100<br>90x90<br>60x120<br>60x60 |
| UYUNI   | 274 | 120x120<br>90x90<br>60x120<br>60x60<br>30x60   |
| ZOEY    | 278 | 160x160<br>120x120<br>60x120                   |

## 20mm Thickness

|                        |                                     |
|------------------------|-------------------------------------|
| ANTIBES <b>284</b>     | 100x100<br>60x60                    |
| BATELA <b>286</b>      | 100x100<br>61x91                    |
| CADAQUES <b>288</b>    | 100x100<br>60x90                    |
| DART <b>290</b>        | 60x90                               |
| GRAIN STONE <b>292</b> | 100x100                             |
| IRTA <b>294</b>        | 100x100<br>61x91                    |
| KEITH <b>296</b>       | 60x120<br>60x90                     |
| LEVIN <b>298</b>       | 60x90<br>60x60                      |
| MANHATTAN <b>300</b>   | 60x120<br>60x90<br>60x60            |
| MYLOS <b>302</b>       | 60x120<br>60x90                     |
| PIAZZA <b>304</b>      | 60x90                               |
| STREET <b>306</b>      | 60x120<br>61x91<br>60x90<br>60x60   |
| ZIRO <b>308</b>        | 60x120<br>100x100<br>60x90<br>60x60 |

## Wood Porcelain

|                     |                            |
|---------------------|----------------------------|
| BOLZANO <b>312</b>  | 30x180<br>25x150<br>20x120 |
| BOSCO <b>356</b>    | 20x75                      |
| DAKARIS <b>316</b>  | 20x120<br>60x120           |
| DECK <b>320</b>     | 20x120                     |
| FANLO <b>324</b>    | 25x150<br>23x120           |
| FOREST <b>328</b>   | 20x120                     |
| LORING <b>332</b>   | 20x120                     |
| MADEIRA <b>358</b>  | 25x100                     |
| MAKAI <b>360</b>    | 23x120                     |
| MEDINA <b>336</b>   | 20x120                     |
| MONTANO <b>340</b>  | 30x180<br>25x150<br>20x120 |
| TABIL <b>344</b>    | 20x120                     |
| TAIGA <b>348</b>    | 25x150<br>20x120           |
| TASMANIA <b>352</b> | 25x150<br>20x120           |
| WILLOW <b>362</b>   | 20x75                      |

## Glazed Porcelain

|                      |  |
|----------------------|--|
| AGUEDA <b>366</b>    | 33.3x33.3  |
| AMYR <b>368</b>      | 60.8x60.8  |
| ANTIBES <b>404</b>   | 60x60<br>45x45   |
| BELGRAVIA <b>370</b> | 60x120<br>60x60<br>60.8x60.8<br>33.3x33.3                                  |
| BELLAGIO <b>372</b>  | 60x120<br>60x60<br>GOLD 60.8x60.8  |
| BYRONBAY <b>374</b>  | 60x120<br>60x60  |
| CALACATTA <b>406</b> | 60.8x60.8  |
| CLAPTON <b>376</b>   | 120x120<br>60x120  |
| DC TINSEL <b>378</b> | 60x120   |
| DRAVA <b>380</b>     | 60.8x60.8  |
| DYLON <b>382</b>     | 100x100<br>60x120<br>60.8x60.8   |
| LAZA <b>384</b>      | 60x120<br>60x60  |
| MANHATTAN <b>386</b> | 60x120<br>100x100<br>60x60<br>60.8x60.8<br>30x60<br>30.3x61.3<br>33.3x33.3 |

## Glazed Porcelain

|                    |                        |
|--------------------|------------------------|
| MUTAZ <b>388</b>   | 60.8x60.8              |
| NADINNE <b>390</b> | 60x120<br>60x60        |
| NATURE <b>392</b>  | 60x120<br>60x60        |
| PRECUT <b>394</b>  | 45x45                  |
| RACER <b>396</b>   | 60x120                 |
| RENO               | 60.8x60.8              |
| RENESS <b>406</b>  | 60.8x60.8              |
| SAFEER <b>398</b>  | 17x52                  |
| STATUS <b>400</b>  | 60x120<br>60x60        |
| TOWNS <b>402</b>   | 60.8x60.8<br>30.3x61.3 |
| ZIRO <b>404</b>    | 60x60<br>45x45         |

## White Body

|                      |                          |
|----------------------|--------------------------|
| ATHIKA <b>414</b>    | 30x90                    |
| BLANCOS <b>410</b>   | 33x100<br>30x90<br>30x60 |
| BATELA <b>415</b>    | 30x90                    |
| <b>429</b>           | 30x60                    |
| BELLAGIO <b>416</b>  | 30x90                    |
| BELL. GOLD           |                          |
| CERA <b>428</b>      | 7.5x30                   |
| CRETA <b>432</b>     | 30x90                    |
| DART <b>412</b>      | 33x100                   |
| DECORADOS <b>435</b> | 60x120                   |
| DRAVA <b>418</b>     | 30x90                    |
| ECCHIO <b>413</b>    | 33x100                   |
| IRIS <b>419</b>      | 30x90                    |
| IRTA <b>420</b>      | 30x90                    |
| KEA <b>421</b>       | 30x90                    |
| KEZMA <b>433</b>     | 7.5x30                   |
| LAZA <b>422</b>      | 30x90                    |
| <b>430</b>           | 30x60                    |
| LEVIN <b>423</b>     | 30x90                    |
| MANHATTAN <b>424</b> | 30x90                    |
| MONTANO <b>422</b>   | 30x90                    |
| NATURE <b>425</b>    | 30x90                    |
| STREET <b>426</b>    | 30x90                    |
| UYUNI <b>427</b>     | 30x90                    |
| ZARATI <b>434</b>    | 7.5x30                   |
| ZIRO <b>428</b>      | 30x90                    |
| <b>431</b>           | 30x60                    |

## Red Body Wall Tile

|                      |                         |
|----------------------|-------------------------|
| ARTAN <b>445</b>     | 33x55                   |
| ATELERI <b>444</b>   | 25x50                   |
| AVART <b>446</b>     | 33x55                   |
| AZUR <b>462</b>      | 25x50                   |
| BALTIA <b>447</b>    | 33x55                   |
| BATELA <b>448</b>    | 30x90                   |
| <b>444</b>           | 33x55                   |
| BLANCOS <b>438</b>   | 30x90<br>25x70<br>33x55 |
| BLOC <b>441</b>      | 31.6x60                 |
| CALACATTA <b>449</b> | 33x55                   |
| DART <b>450</b>      | 33x55                   |
| GARNER <b>451</b>    | 33x55                   |
| KEON <b>443</b>      | 20x60                   |
| LENGO <b>452</b>     | 33x55                   |
| LEVIN <b>440</b>     | 30x90                   |
| <b>453</b>           | 33x55                   |
| NORTH <b>454</b>     | 33x55                   |
| RODANO <b>442</b>    | 25x70                   |
| SENER <b>455</b>     | 33x55                   |
| STREET <b>456</b>    | 33x55                   |
| ZIRO <b>457</b>      | 33x55                   |

## Red Body Floor Tile

|                      |       |
|----------------------|-------|
| FORESTA <b>462</b>   | 20x60 |
| FUSTA <b>463</b>     | 20x60 |
| LEVIN <b>465</b>     | 45x45 |
| MANHATTAN <b>464</b> | 45x45 |

# Infinita

## FORMATOS | SIZE

120x280

## ACABADOS | FINISHES

MATE  
PULIDO

# Batela

**FORMATOS** 1 SIZE  
**COLORES** 2 COLOURS  
**ACABADOS** 1 FINISHES





Batela blanco 120x280 | 48"x110"



# Batela

Revestimiento | Porcelánico | Gran Formato | Mate  
Wall Tile | Porcelain | Big Size | Matt

## COLORES | COLOURS



batela blanco batela beige

## FORMATOS DISPONIBLES AVAILABLE SIZE



120x280  
6mm

## VARIACIÓN GRÁFICA | SHADE VARIATION



## OTRAS TIPOLOGÍAS OTHER TYPOLOGIES

- 20MM ESPESORADO | 20MM THICKNESS
- 100x100
- 61x91
- MASA COLOR | COLORED BODY
- 120x120 | 100x100
- 60x120 | 90x90
- 60x60 | 60,8x60,8
- 30x60
- POLIMAT | POLIMAT
- 120x120
- 60x120
- REV. PASTA BLANCA | WHITE BODY WALL TILE
- 30x90 | 30x60
- REV. PASTA ROJA | RED BODY WALL TILE
- 30x90
- 33x55

## CARACTERÍSTICAS TÉCNICAS | TECHNICAL SPECIFICATIONS



### PACKING | PACKING

| 120x280 (48"x110") | Porcelánico | Faces | Rec. | Cod. Pulido | Cod. Mate | Pc/Cj | M2/Cj | Cj/Pl | M2/Pl | Kg/Cj | Kg/Pl |
|--------------------|-------------|-------|------|-------------|-----------|-------|-------|-------|-------|-------|-------|
| 120x280 (48"x110") | Porcelánico | 3     | .    | -           | MP900     | 20    | 3,36  | -     | 67,20 | -     | 1062  |

# Estrom

FORMATOS 1 SIZE  
COLORES 1 COLOURS  
ACABADOS 2 FINISHES



Estrom mate 120x280 | 48"x110"



# Estrom

Revestimiento | Porcelánico | Gran Formato | Mate | Pulido  
 Wall Tile | Porcelain | Big Size | Matt | Polished

**COLORES | COLOURS**



estrom negro

**FORMATOS DISPONIBLES**  
 AVAILABLE SIZE



120x280  
 ± 6mm

**VARIACIÓN GRÁFICA | SHADE VARIATION**



**CARACTERÍSTICAS TÉCNICAS | TECHNICAL SPECIFICATIONS**



**PACKING | PACKING**

| 120x280 (48"x110") | Porcelánico | Faces | Rec. | Cod. Pulido | Cod. Mate | Pc/Cj | M2/Cj | Cj/Pl | M2/Pl | Kg/Cj | Kg/Pl |
|--------------------|-------------|-------|------|-------------|-----------|-------|-------|-------|-------|-------|-------|
|                    |             | 4     | .    | MP910       | MP900     | 20    | 3,36  | -     | 67,20 | -     | 1062  |

Estrom negro 120x280 | 48"x110"

# Garner

**FORMATOS** 1 SIZE  
**COLORES** 2 COLOURS  
**ACABADOS** 2 FINISHES





Garner white 120x280 | 48"x110" \_ 120x120 | 48"x48"



# Garner

Revestimiento | Porcelánico | Gran Formato | Mate | Pulido  
Wall Tile | Porcelain | Big Size | Matt | Polished

## COLORES | COLOURS



garner white

garner ivory

## FORMATOS DISPONIBLES AVAILABLE SIZE



120x280  
6mm

## VARIACIÓN GRÁFICA | SHADE VARIATION



## OTRAS TIPOLOGÍAS OTHER TYPOLOGIES

PULIDOS NAVARTI | NAVARTI POLISHED  
160x160 | 120x120  
90x90 | 60x120  
60x60  
REV. PASTA ROJA | RED BODY WALL TILE  
33x55



## CARACTERÍSTICAS TÉCNICAS | TECHNICAL SPECIFICATIONS



### PACKING | PACKING

| 120x280 (48"x110") | Porcelánico | Faces | Rec. | Cod. Pulido | Cod. Mate | Pc/Cj | M2/Cj | Cj/Pl | M2/Pl | Kg/Cj | Kg/Pl |
|--------------------|-------------|-------|------|-------------|-----------|-------|-------|-------|-------|-------|-------|
| 120x280 (48"x110") | Porcelánico | 3     | .    | MP910       | MP900     | 20    | 3,36  | -     | 67,20 | -     | 1062  |

# Infinity

**FORMATOS** 1 SIZE  
**COLORES** 2 COLOURS  
**ACABADOS** 1 FINISHES



Infinity negro 120x280 | 48"x110"



Infinity blanco 120x280 | 48"x110" \_ Tabil dark 200x1200 | 12"x36"



# Infinity

Revestimiento | Porcelánico | Gran Formato | Mate | Pulido  
Wall Tile | Porcelain | Big Size | Matt | Polished

## COLORES | COLOURS



infinity blanco

infinity negro

## FORMATOS DISPONIBLES AVAILABLE SIZE



120x280  
± 6mm

## VARIACIÓN GRÁFICA | SHADE VARIATION



## CARACTERÍSTICAS TÉCNICAS | TECHNICAL SPECIFICATIONS




### PACKING | PACKING

| 120x280 (48"x110") | Porcelánico | Faces | Rec. | Cod. Pulido | Cod. Mate | Pc/Cj | M2/Cj | Cj/Pl | M2/Pl | Kg/Cj | Kg/Pl |
|--------------------|-------------|-------|------|-------------|-----------|-------|-------|-------|-------|-------|-------|
| 120x280 (48"x110") | Porcelánico | 1     | .    | MP910       | MP900     | 20    | 3,36  | -     | 67,20 | -     | 1062  |

# Mylos

**FORMATOS** 1 SIZE  
**COLORES** 2 COLOURS  
**ACABADOS** 1 FINISHES





# Mylos

Revestimiento | Porcelánico | Gran Formato | Mate  
Wall Tile | Porcelain | Big Size | Matt

## COLORES | COLOURS



mylos bone

mylos grey

## FORMATOS DISPONIBLES AVAILABLE SIZE



120x280  
6mm

## VARIACIÓN GRÁFICA | SHADE VARIATION



## OTRAS TIPOLOGÍAS OTHER TYPOLOGIES

POR. ESMALTADO | GLAZED PORCELAIN  
120x120 | 60x120  
90x90 | 60x60  
20MM ESPESORADO | 20MM THICKNESS  
60x120 | 60x90

## CARACTERÍSTICAS TÉCNICAS | TECHNICAL SPECIFICATIONS



### PACKING | PACKING

| 120x280 (48"x110") | Porcelánico | Faces | Rec. | Cod. Pulido | Cod. Mate | Pc/Cj | M2/Cj | Cj/Pl | M2/Pl | Kg/Cj | Kg/Pl |
|--------------------|-------------|-------|------|-------------|-----------|-------|-------|-------|-------|-------|-------|
| 120x280 (48"x110") | Porcelánico | 4     | .    | -           | MP900     | 20    | 3,36  | -     | 67,20 | -     | 1062  |

Mylos bone 120x280 | 48"x110" \_ Forest dark 20x120 | 8"x48"

# Navona

**FORMATOS** 1 SIZE  
**COLORES** 3 COLOURS  
**ACABADOS** 1 FINISHES





# Navona

Revestimiento | Porcelánico | Gran Formato | Mate  
Wall Tile | Porcelain | Big Size | Matt

## COLORES | COLOURS



navona bianco    navona greige    navona beige

## FORMATOS DISPONIBLES AVAILABLE SIZE



120x280  
± 6mm

## VARIACIÓN GRÁFICA | SHADE VARIATION



## OTRAS TIPOLOGÍAS OTHER TYPOLOGIES

MASA COLOR | COLORED BODY  
120x120  
60x120  
100x100  
POLIMAT | POLIMAT  
120x120  
60x120

## CARACTERÍSTICAS TÉCNICAS | TECHNICAL SPECIFICATIONS



### PACKING | PACKING

| 120x280 (48"x110") | Porcelánico | Faces | Rec. | Cod. Pulido | Cod. Mate | Pc/Cj | M2/Cj | Cj/Pl | M2/Pl | Kg/Cj | Kg/Pl |
|--------------------|-------------|-------|------|-------------|-----------|-------|-------|-------|-------|-------|-------|
| 120x280 (48"x110") | Porcelánico | 3     | .    | -           | MP900     | 20    | 3,36  | -     | 67,20 | -     | 1062  |

Navona greige 120x280 | 48"x110" \_ Levin almond 120x120 | 48"x48"

# Tabil

FORMATOS 1 SIZE  
COLORES 1 COLOURS  
ACABADOS 1 FINISHES



Tabil natural 120x280 | 48"x110" \_ Antibes pearl 120x120 | 48"x48"



# Tabil

Revestimiento | Porcelánico | Gran Formato | Mate  
Wall Tile | Porcelain | Big Size | Matt

## COLORES | COLOURS



tabil natural

## FORMATOS DISPONIBLES AVAILABLE SIZE



120x280  
6mm

## VARIACIÓN GRÁFICA | SHADE VARIATION



## OTRAS TIPOLOGÍAS OTHER TYPOLOGIES

POR. MADERAS | WOODS PORCELAIN  
20x120



## CARACTERÍSTICAS TÉCNICAS | TECHNICAL SPECIFICATIONS



### PACKING | PACKING

| 120x280 (48"x110") | Porcelánico | Faces | Rec. | Cod. Pulido | Cod. Mate | Pc/Cj | M2/Cj | Cj/Pl | M2/Pl | Kg/Cj | Kg/Pl |
|--------------------|-------------|-------|------|-------------|-----------|-------|-------|-------|-------|-------|-------|
| 120x280 (48"x110") | Porcelánico | 3     | .    | -           | MP900     | 20    | 3,36  | -     | 67,20 | -     | 1062  |

Tabil natural 120x280 | 48"x110" \_ Elder taupe 120x120 | 48"x48"

# Unika

**FORMATOS** 1 SIZE  
**COLORES** 2 COLOURS  
**ACABADOS** 1 FINISHES



Unika bone 120x280 | 48"x110" \_Clapton almond 120x120 | 48"x48"



# Unika

Revestimiento | Porcelánico | Gran Formato | Mate  
Wall Tile | Porcelain | Big Size | Matt

## COLORES | COLOURS



unika bone

unika grey

## FORMATOS DISPONIBLES AVAILABLE SIZE



120x280  
6mm

## VARIACIÓN GRÁFICA | SHADE VARIATION



## OTRAS TIPOLOGÍAS OTHER TYPOLOGIES

MASA COLOR | COLORED BODY  
120x120 | 100x100  
90x90 | 60x120  
60x60 | 30x60

## CARACTERÍSTICAS TÉCNICAS | TECHNICAL SPECIFICATIONS



## PACKING | PACKING

| 120x280 (48"x110") | Porcelánico | Faces | Rec. | Cod. Pulido | Cod. Mate | Pc/Cj | M2/Cj | Cj/Pl | M2/Pl | Kg/Cj | Kg/Pl |
|--------------------|-------------|-------|------|-------------|-----------|-------|-------|-------|-------|-------|-------|
| 120x280 (48"x110") | Porcelánico | 3     | .    | -           | MP900     | 20    | 3,36  | -     | 67,20 | -     | 1062  |

Unika grey 120x280 | 48"x110" \_ Clapton almond 60x120 | 24"x48"

# Ura

**FORMATOS** 1 SIZE  
**COLORES** 2 COLOURS  
**ACABADOS** 1 FINISHES



Ura beige 120x280 | 48"x110" \_ Hook almond 120x120 | 48"x48"



Ura natural 120x280 | 48"x110"



# Ura

Revestimiento | Porcelánico | Gran Formato | Mate  
Wall Tile | Porcelain | Big Size | Matt

## COLORES | COLOURS



ura natural

ura beige

## FORMATOS DISPONIBLES AVAILABLE SIZE



120x280  
6mm

## VARIACIÓN GRÁFICA | SHADE VARIATION



## OTRAS TIPOLOGÍAS OTHER TYPOLOGIES

MASA COLOR | COLORED BODY  
120x120 | 100x100  
90x90 | 60x120  
60x60  
POLIMAT | POLIMAT  
120x120 | 90x90  
60x120 | 60x60

## CARACTERÍSTICAS TÉCNICAS | TECHNICAL SPECIFICATIONS



### PACKING | PACKING

| 120x280 (48"x110") | Porcelánico | Faces | Rec. | Cod. Pulido | Cod. Mate | Pc/Cj | M2/Cj | Cj/Pl | M2/Pl | Kg/Cj | Kg/Pl |
|--------------------|-------------|-------|------|-------------|-----------|-------|-------|-------|-------|-------|-------|
| 120x280 (48"x110") | Porcelánico | 3     | .    | -           | MP900     | 20    | 3,36  | -     | 67,20 | -     | 1062  |

# Ziro

**FORMATOS** 1 SIZE  
**COLORES** 2 COLOURS  
**ACABADOS** 1 FINISHES





# Ziro

Revestimiento | Porcelánico | Gran Formato | Mate  
Wall Tile | Porcelain | Big Size | Matt

## COLORES | COLOURS



ziro perla

ziro beige

## FORMATOS DISPONIBLES AVAILABLE SIZE



120x280  
± 6mm

## VARIACIÓN GRÁFICA | SHADE VARIATION



## OTRAS TIPOLOGÍAS OTHER TYPOLOGIES

- 20MM ESPESORADO | 20MM THICKNESS
- 60x120 | 100x100
- 60x90
- 60x60
- MASA COLOR | COLORED BODY
- 120x120
- 100x100
- 90x90
- 60x120 | 60x60
- 30x60 | 45x45
- REV. PASTA BLANCA | WHITE BODY WALL TILE
- 30x90
- 30x60
- REV. PASTA ROJA | RED BODY WALL TILE
- 33x55

## CARACTERÍSTICAS TÉCNICAS | TECHNICAL SPECIFICATIONS



### PACKING | PACKING

| 120x280 (48"x110") | Porcelánico | Faces | Rec. | Cod. Pulido | Cod. Mate | Pc/Cj | M2/Cj | Cj/Pl | M2/Pl | Kg/Cj | Kg/Pl |
|--------------------|-------------|-------|------|-------------|-----------|-------|-------|-------|-------|-------|-------|
| 120x280 (48"x110") | Porcelánico | 3     | .    | -           | MP900     | 20    | 3,36  | -     | 67,20 | -     | 1062  |

Ziro beige 120x280 | 48"x110" \_ Ecochio crema 120x120 | 48"x48"

# Zoey

**FORMATOS** 1 SIZE  
**COLORES** 1 COLOURS  
**ACABADOS** 2 FINISHES





Zoey 120x280 | 48"x110"



# Zoey

Revestimiento | Porcelánico | Gran Formato | Mate | Pulido  
 Wall Tile | Porcelain | Big Size | Matt | Polished

## COLORES | COLOURS



zoey

## FORMATOS DISPONIBLES AVAILABLE SIZE



120x280  
6mm

## VARIACIÓN GRÁFICA | SHADE VARIATION



## OTRAS TIPOLOGÍAS OTHER TYPOLOGIES

PULIDOS NAVARTI | NAVARTI POLISHED  
 160x160  
 120x120  
 60x120

## CARACTERÍSTICAS TÉCNICAS | TECHNICAL SPECIFICATIONS



### PACKING | PACKING

| 120x280 (48"x110") | Porcelánico | Faces | Rec. | Cod. Pulido | Cod. Mate | Pc/Cj | M2/Cj | Cj/Pl | M2/Pl | Kg/Cj | Kg/Pl |
|--------------------|-------------|-------|------|-------------|-----------|-------|-------|-------|-------|-------|-------|
| 120x280 (48"x110") | Porcelánico | 4     | .    | MP910       | MP900     | 20    | 3,36  | -     | 67,20 | -     | 1062  |

# Gravita

## **FORMATOS** | SIZE

120x120 | 60x120  
60x60 | 30x60

## **ACABADOS** | FINISHES


SOFT TEXTURED  
POLIMAT

# Cadaques

**FORMATOS** 4 SIZE  
**COLORES** 5 COLOURS  
**ACABADOS** 2 FINISHES



Cadaques marfil 120x120 | 48"x48" \_ 60x120 | 24"x48"



Cadaques grafito 120x120 | 48"x48"



# Cadaques

Pavimento | Porcelánico | Rectificado | Polimat | Soft Textured  
 Floor Tile | Porcelain | Rectified | Polimat | Soft Textured

## COLORES | COLOURS



cadaques blanco

cadaques arena

cadaques marfil



cadaques perla

cadaques gris

cadaques grafito

## OTRAS TIPOLOGÍAS OTHER TYPOLOGIES

POR. ESMALTADO | GLAZED PORCELAIN

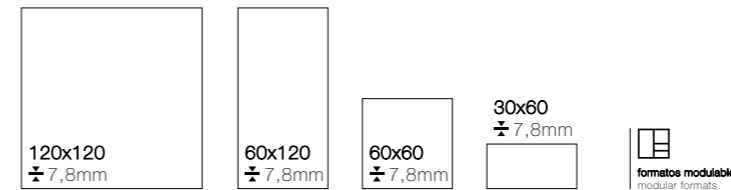
CADAQUES ST

blanco  
gris  
marfil  
perla

100x100  
± 9mm

20MM ESPESORADO | 20MM THICKNESS  
60x90  
100x100

## FORMATOS DISPONIBLES | AVAILABLE SIZE



## PIEZAS ESPECIALES | SPECIAL PIECES

PELDAÑOS Y RODAPIES TÉCNICOS  
Ver última página  
TECHNICAL STEPS AND SKIRTING  
See last page

## VARIACIÓN GRÁFICA | SHADE VARIATION



## CARACTERÍSTICAS TÉCNICAS | TECHNICAL SPECIFICATIONS



| PACKING   PACKING |       | Faces | Rec. | Cod. Polimat | Cod. Soft | Pc/Cj | M2/Cj | Cj/Pl | M2/Pl | Kg/Cj | Kg/Pl |
|-------------------|-------|-------|------|--------------|-----------|-------|-------|-------|-------|-------|-------|
| 30x60 (12"x24")   | Porc  | 32    | ·    | MP760        | MP700     | 8     | 1,44  | 42    | 69,12 | 26,50 | 1302  |
| 60x60 (24"x24")   | Porc. | 32    | ·    | MP770        | MP720     | 4     | 1,44  | 40    | 57,60 | 27    | 1080  |
| 60x120 (24"x48")  | Porc. | 16    | ·    | MP780        | MP730     | 2     | 1,44  | 40    | 57,60 | 27    | 1110  |
| 120x120 (48"x48") | Porc. | 8     | ·    | MP790        | MP740     | 2     | 2,88  | 24    | 69,12 | 53    | 1312  |

# Irta

**FORMATOS** 4 SIZE  
**COLORES** 5 COLOURS  
**ACABADOS** 2 FINISHES





Irta marfil 60x120 | 24"x48" \_ 120x120 | 48"x48"



# Irta

Pavimento | Porcelánico | Rectificado | Polimat | Soft Textured  
 Floor Tile | Porcelain | Rectified | Polimat | Soft Textured

## COLORES | COLOURS



irta blanco

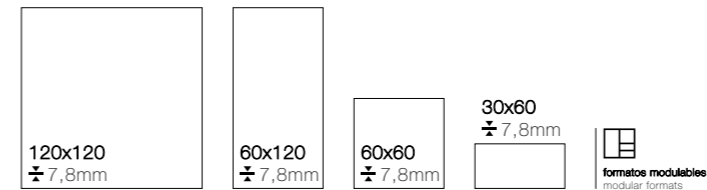
irta gris

irta marfil

irta terracota

irta negro

## FORMATOS DISPONIBLES | AVAILABLE SIZE



## PIEZAS ESPECIALES | SPECIAL PIECES

PELDAÑOS Y RODAPIES TÉCNICOS  
 Ver última página  
 TECHNICAL STEPS AND SKIRTING  
 See last page

## OTRAS TIPOLOGÍAS OTHER TYPOLOGIES

POR. ESMALTADO | GLAZED PORCELAIN

IRTA ST



20MM ESPESORADO | 20MM THICKNESS  
 61x91  
 100x100  
 REV. PASTA BLANCA | WHITE BODY WALL TILE  
 30x90

## VARIACIÓN GRÁFICA | SHADE VARIATION



## CARACTERÍSTICAS TÉCNICAS | TECHNICAL SPECIFICATIONS



| PACKING   PACKING |       | Faces | Rec. | Cod. Polimat | Cod. Soft | Pc/Cj | M2/Cj | Cj/Pl | M2/Pl | Kg/Cj | Kg/Pl |
|-------------------|-------|-------|------|--------------|-----------|-------|-------|-------|-------|-------|-------|
| 30x60 (12"x24")   | Porc  | 32    | ·    | MP760        | MP700     | 8     | 1,44  | 42    | 69,12 | 26,50 | 1302  |
| 60x60 (24"x24")   | Porc. | 32    | ·    | MP770        | MP720     | 4     | 1,44  | 40    | 57,60 | 27    | 1080  |
| 60x120 (24"x48")  | Porc. | 16    | ·    | MP780        | MP730     | 2     | 1,44  | 40    | 57,60 | 27    | 1110  |
| 120x120 (48"x48") | Porc. | 8     | ·    | MP790        | MP740     | 2     | 2,88  | 24    | 69,12 | 53    | 1312  |

# Mao

**FORMATOS** 4 SIZE  
**COLORES** 8 COLOURS  
**ACABADOS** 1 FINISHES



Mao marfil 60x120 | 24"x48" \_ 120x120 | 48"x48"



# Mao

Pavimento | Porcelánico | Rectificado | Soft Textured  
 Floor Tile | Porcelain | Rectified | Soft Textured

## COLORES | COLOURS

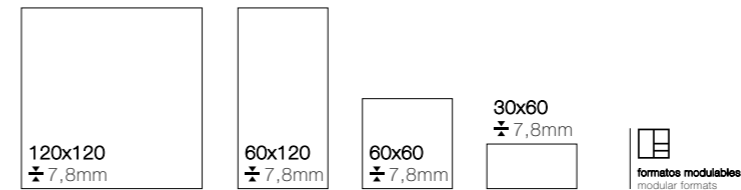


mao marfil      mao natural      mao coto      mao terracota



mao blanco      mao gris      mao azul      mao grafito


## FORMATOS DISPONIBLES | AVAILABLE SIZE



## PIEZAS ESPECIALES | SPECIAL PIECES

PELDAÑOS Y RODAPIÉS TÉCNICOS  
 Ver última página  
 TECHNICAL STEPS AND SKIRTING  
 See last page

## VARIACIÓN GRÁFICA | SHADE VARIATION



## CARACTERÍSTICAS TÉCNICAS | TECHNICAL SPECIFICATIONS



| PACKING   PACKING |       | Faces | Rec. | Cod. Polimat | Cod. Soft | Pc/Cj | M2/Cj | Cj/Pl | M2/Pl | Kg/Cj | Kg/Pl |
|-------------------|-------|-------|------|--------------|-----------|-------|-------|-------|-------|-------|-------|
| 30x60 (12"x24")   | Porc  | 32    | •    | -            | MP700     | 8     | 1,44  | 42    | 69,12 | 26,50 | 1302  |
| 60x60 (24"x24")   | Porc. | 24    | •    | -            | MP720     | 4     | 1,44  | 40    | 57,60 | 27    | 1080  |
| 60x120 (24"x48")  | Porc. | 12    | •    | -            | MP730     | 2     | 1,44  | 40    | 57,60 | 27    | 1110  |
| 120x120 (48"x48") | Porc. | 6     | •    | -            | MP740     | 2     | 2,88  | 24    | 69,12 | 53    | 1312  |

Mao blanco 60x120 | 24"x48" \_ 120x120 | 48"x48"

# Pompeya

**FORMATOS** 4 SIZE  
**COLORES** 1 COLOURS  
**ACABADOS** 2 FINISHES



Pompeya sand\_ 120x120 | 48"x48"



# Pompeya

Pavimento | Porcelánico | Rectificado | Polimat | Soft Textured  
 Floor Tile | Porcelain | Rectified | Polimat | Soft Textured

## COLORES | COLOURS



pompeya sand

## FORMATOS DISPONIBLES | AVAILABLE SIZE



## PIEZAS ESPECIALES | SPECIAL PIECES

PELDAÑOS Y RODAPIES TÉCNICOS  
 Ver última página  
 TECHNICAL STEPS AND SKIRTING  
 See last page

## VARIACIÓN GRÁFICA | SHADE VARIATION



## CARACTERÍSTICAS TÉCNICAS | TECHNICAL SPECIFICATIONS



| PACKING   PACKING |       | Faces | Rec. | Cod. Polimat | Cod. Soft | Pc/Cj | M2/Cj | Cj/Pl | M2/Pl | Kg/Cj | Kg/Pl |
|-------------------|-------|-------|------|--------------|-----------|-------|-------|-------|-------|-------|-------|
| 30x60 (12"x24")   | Porc  | 32    | ·    | MP760        | MP700     | 8     | 1,44  | 42    | 69,12 | 26,50 | 1302  |
| 60x60 (24"x24")   | Porc. | 24    | ·    | MP770        | MP720     | 4     | 1,44  | 40    | 57,60 | 27    | 1080  |
| 60x120 (24"x48")  | Porc. | 12    | ·    | MP780        | MP730     | 2     | 1,44  | 40    | 57,60 | 27    | 1110  |
| 120x120 (48"x48") | Porc. | 6     | ·    | MP790        | MP740     | 2     | 2,88  | 24    | 69,12 | 53    | 1312  |

Pompeya sand \_ 120x120 | 48"x48"

# Saona

**FORMATOS** 4 SIZE  
**COLORES** 4 COLOURS  
**ACABADOS** 1 FINISHES




Saona blanco 60x120 | 24"x48" \_ 120x120 | 48"x48"



# Saona

Pavimento | Porcelánico | Rectificado | Soft Textured  
Floor Tile | Porcelain | Rectified | Soft Textured

## COLORES | COLOURS



saona blanco



saona marfil



saona terracota



saona gris

## FORMATOS DISPONIBLES | AVAILABLE SIZE



## PIEZAS ESPECIALES | SPECIAL PIECES

PELDAÑOS Y RODAPIES TÉCNICOS  
Ver última página  
TECHNICAL STEPS AND SKIRTING  
See last page

## VARIACIÓN GRÁFICA | SHADE VARIATION



## CARACTERÍSTICAS TÉCNICAS | TECHNICAL SPECIFICATIONS



### PACKING | PACKING

|                   | Faces | Rec. | Cod. Polimat | Cod. Soft | Pc/Cj | M2/Cj | Cj/Pl | M2/Pl | Kg/Cj | Kg/Pl |
|-------------------|-------|------|--------------|-----------|-------|-------|-------|-------|-------|-------|
| 30x60 (12"x24")   | Porc  | •    | -            | MP700     | 8     | 1,44  | 42    | 69,12 | 26,50 | 1302  |
| 60x60 (24"x24")   | Porc. | •    | -            | MP720     | 4     | 1,44  | 40    | 57,60 | 27    | 1080  |
| 60x120 (24"x48")  | Porc. | •    | -            | MP730     | 2     | 1,44  | 40    | 57,60 | 27    | 1110  |
| 120x120 (48"x48") | Porc. | •    | -            | MP740     | 2     | 2,88  | 24    | 69,12 | 53    | 1312  |

Saona marfil 120x120 | 48"x48" \_ Saona marfil 60x120 | 24"x48"

# Colored Body

## **FORMATOS** | SIZE

160x160 | 120x120

100x100 | 90x90

60x120 | 60x60

30x60 | 30,3x61,3

45x45

## **ACABADOS** | FINISHES

MATE

POLIMAT

ADZ

# Antibes

**FORMATOS** 6 SIZE  
**COLORES** 4 COLOURS  
**ACABADOS** 1 FINISHES



Antibes Ivory 120x120 | 48"x48"



# Antibes

Pavimento | Porcelánico | Rectificado | Mate  
Floor Tile | Porcelain | Rectified | Matt

## COLORES | COLOURS



antibes ivory

antibes pearl

antibes grey

antibes dark grey

## FORMATOS DISPONIBLES | AVAILABLE SIZE



## OTRAS TIPOLOGÍAS | OTHER TYPOLOGIES

20MM ESPESORADO | 20MM THICKNESS  
100x100  
60x60

## PIEZAS ESPECIALES | SPECIAL PIECES

PELDAÑOS Y RODAPIES TÉCNICOS  
Ver última página  
TECHNICAL STEPS AND SKIRTING  
See last page

## VARIACIÓN GRÁFICA | SHADE VARIATION



## CARACTERÍSTICAS TÉCNICAS | TECHNICAL SPECIFICATIONS




| PACKING   PACKING | Faces | Rec. | Clase 3<br>C. Grip | Cod. Mate | Cod. Polimat | Cod. ADZ | Pc/Cj | M2/Cj | Cj/Pl | M2/Pl | Kg/Cj | Kg/Pl   |
|-------------------|-------|------|--------------------|-----------|--------------|----------|-------|-------|-------|-------|-------|---------|
| 45x45 (18"x18")   | Por.  | 14   | -                  | MP136     | -            | -        | 6     | 1,22  | 52    | 63,44 | 26,2  | 1382,4  |
| 30x60 (12"x24")   | Por.  | 48   | · 2                | MP126     | -            | -        | 6     | 1,08  | 48    | 51,84 | 22,6  | 1206,24 |
| 60x60 (24"x24")   | Por.  | 24   | · 2                | MP175     | -            | -        | 4     | 1,44  | 30    | 43,2  | 29,75 | 922,5   |
| 60x120 (24"x48")  | Por.  | 14   | · 2                | MP328     | -            | -        | 2     | 1,44  | 36    | 51,84 | 28,62 | 1055,32 |
| 90x90 (36"x36")   | Por.  | 7    | · 2                | MP207     | -            | -        | 2     | 1,62  | 32    | 51,84 | 33    | 1082    |
| 100x100 (39"x39") | Por.  | 7    | -                  | MP600     | -            | -        | 2     | 2     | 27    | 54    | 41    | 1133    |
| 120x120 (48"x48") | Por.  | 7    | · 2                | MP330     | -            | -        | 1     | 1,44  | 36    | 51,84 | 34,36 | 1276,96 |

Antibes Ivory 120x120 | 48"x48" \_ 60x120 | 24"x48"

· 2 tratamiento antideslizante sujeto a condiciones de modelo, color, formato y suministro

# Balear

**FORMATOS 3** SIZE  
**COLORES 2** COLOURS  
**ACABADOS 1** FINISHES



Balear blanco 120x120 | 48"x48"




Balear arena 120x120 | 48"x48"



# Balear

Pavimento | Porcelánico | Rectificado | Mate  
Floor Tile | Porcelain | Rectified | Matt

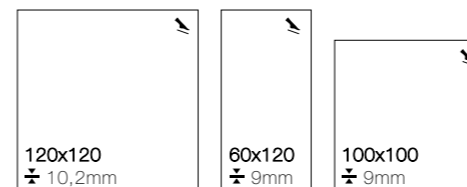
## COLORES | COLOURS



balear blanco

balear arena

## FORMATOS DISPONIBLES | AVAILABLE SIZE



120x120  
± 10,2mm

60x120  
± 9mm

100x100  
± 9mm

## PIEZAS ESPECIALES | SPECIAL PIECES

PELDAÑOS Y RODAPIES TÉCNICOS  
Ver última página  
TECHNICAL STEPS AND SKIRTING  
See last page

## VARIACIÓN GRÁFICA | SHADE VARIATION



## CARACTERÍSTICAS TÉCNICAS | TECHNICAL SPECIFICATIONS



| PACKING   PACKING | Faces | Rec. | Clase 3<br>C.Grip | Cod. Mate | Cod. Polimat | Cod. ADZ | Pc/Cj | M2/Cj | Cj/Pl | M2/Pl | Kg/Cj | Kg/Pl   |
|-------------------|-------|------|-------------------|-----------|--------------|----------|-------|-------|-------|-------|-------|---------|
| 60x120 (24"x48")  | Por.  | 10   | -                 | MP328     | -            | MP329    | 2     | 1,44  | 36    | 51,84 | 28,62 | 1055,32 |
| 100x100 (39"x39") | Por.  | 5    | -                 | MP600     | -            | MP610    | 2     | 2     | 27    | 54    | 41    | 1133    |
| 120x120 (48"x48") | Por.  | 5    | -                 | MP330     | -            | MP186    | 1     | 1,44  | 36    | 51,84 | 34,36 | 1276,96 |

# Batela

**FORMATOS** 8 SIZE  
**COLORES** 4 COLOURS  
**ACABADOS** 3 FINISHES



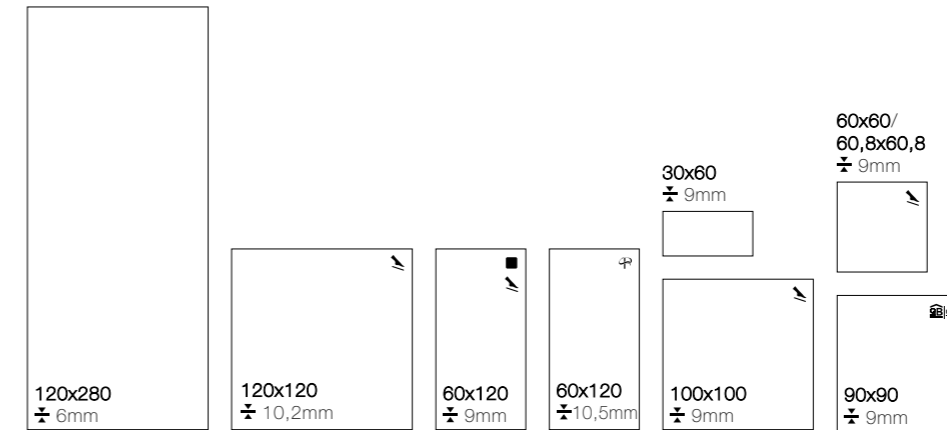
Batela beige 120x120 | 48" x 48"



# Batela

Pavimento | Porcelánico | Rectificado | Polimat | Mate  
Floor Tile | Porcelain | Rectified | Polimat | Matt

## FORMATOS DISPONIBLES | AVAILABLE SIZE



## OTRAS TIPOLOGÍAS OTHER TYPOLOGIES

- INFINITA | INFINITA
- 120x280
- 20MM ESPESORADO | 20MM THICKNESS
- 100x100
- 61x91
- REV. PASTA BLANCA | WHITE BODY WALL TILE
- 30x90 | 30x60
- REV. PASTA ROJA | RED BODY WALL TILE
- 30x90
- 33x55

## PIEZAS ESPECIALES | SPECIAL PIECES

PELDAÑOS Y RODAPIÉS TÉCNICOS  
Ver última página  
TECHNICAL STEPS AND SKIRTING  
See last page



PELDAÑO EXTRUIDO  
EXTRUDED STEP  
33x120 | 13"x47"  
P062 | adz. blanco  
adz. beige




PELDAÑO 14MM  
14MM STEP  
33x120 | 13"x47"  
P063 | adz. blanco  
adz. beige

## VARIACIÓN GRÁFICA | SHADE VARIATION



## COLORES | COLOURS



batela blanco

batela beige

batela avorio

batela gris



riv batela blanco



riv batela beige

Batela blanco 120x120 | 48"x48" \_ 60x120 | 24"x48"

## CARACTERÍSTICAS TÉCNICAS | TECHNICAL SPECIFICATIONS




| PACKING   PACKING     | Faces | Rec. | Clase 3<br>C.Grip | Cod. Mate | Cod. Polimat | Cod. ADZ | Pc/Cj | M2/Cj | Cj/PI | M2/PI | Kg/Cj | Kg/PI   |
|-----------------------|-------|------|-------------------|-----------|--------------|----------|-------|-------|-------|-------|-------|---------|
| 30x60 (12"x24")       | Por.  | 48   | -                 | MP126     | -            | -        | 6     | 1,08  | 48    | 51,84 | 22,63 | 1106,24 |
| 60,8x60,8 (24"x24")   | Por.  | 24   | -                 | MP160     | -            | -        | 4     | 1,48  | 30    | 44,4  | 29,70 | 911     |
| 60x60 (24"x24")       | Por.  | 24   | -                 | MP175     | -            | MP173    | 4     | 1,44  | 30    | 43,2  | 29,75 | 912,5   |
| 60x120* (24"x48")     | Por.  | 14   | -                 | -         | MP326        | -        | 2     | 1,44  | 36    | 51,84 | 28,62 | 2055    |
| 60x120 (24"x48")      | Por.  | 14   | -                 | MP328     | -            | MP329    | 2     | 1,44  | 36    | 51,84 | 28,62 | 1055    |
| 60x120 RLV* (24"x48") | Por.  | 14   | -                 | MP183     | -            | -        | 2     | 1,44  | 36    | 51,84 | 28,62 | 1055    |
| 90x90 (36"x36")       | Por.  | 7    | -                 | MP207     | -            | -        | 2     | 1,62  | 32    | 51,84 | 33    | 1081    |
| 100x100* (39"x39")    | Por.  | 7    | -                 | MP600     | -            | MP610    | 2     | 2     | 27    | 54    | 41    | 1133    |
| 120x120 (48"x48")     | Por.  | 7    | -                 | MP330     | MP500        | MP186    | 1     | 1,44  | 36    | 51,84 | 34,36 | 1276    |
| 120x280 (48"x110")    | Por.  | 3    | -                 | MP900     | -            | -        | 1     | 3,36  | 20    | 67,2  | 52    | 1140    |

\*RLV solo disponible en formato 60x120 y en los colores blanco y beige \*formato 100x100 solo disponible en color blanco, beige y gris \*acabado ADZ solo disponible en los colores blanco, beige y gris  
\*60x120 polimat solo disponible en los colores blanco, beige y gris \*acabado ADZ en formato 100x100 solo disponible en los colores blanco y beige

# Bonvoy

FORMATOS 2 SIZE  
COLORES 3 COLOURS  
ACABADOS 1 FINISHES



Bonvoy verde 60x120 | 24"x48"



Bonvoy gris 30,3x61,3 | 12"x24"



# Bonvoy

Pavimento | Porcelánico | Rectificado | Mate | Antideslizante  
Floor Tile | Porcelain | Rectified | Matt | Anti-slip

## COLORES | COLOURS



bonvoy gris

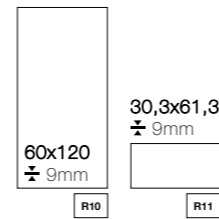


bonvoy verde



bonvoy azul

## FORMATOS DISPONIBLES | AVAILABLE SIZE



## PIEZAS ESPECIALES | SPECIAL PIECES

PELDAÑOS Y RODAPIES TÉCNICOS  
Ver última página  
TECHNICAL STEPS AND SKIRTING  
See last page



PELDAÑO EXTRUIDO  
EXTRUDED STEP  
33x120 | 13"x47"  
P062 | adz. verde  
adz. gris



PELDAÑO 14MM  
14MM STEP  
33x120 | 13"x47"  
P063 | adz. verde  
adz. gris

## VARIACIÓN GRÁFICA | SHADE VARIATION



## CARACTERÍSTICAS TÉCNICAS | TECHNICAL SPECIFICATIONS




| PACKING   PACKING   | Faces | Rec. | Clase 3<br>C.Grip | Cod. Mate | Cod. Polimat | Cod.<br>ADZ | Pc/Cj | M2/Cj | Cj/PI | M2/PI | Kg/Cj | Kg/PI |
|---------------------|-------|------|-------------------|-----------|--------------|-------------|-------|-------|-------|-------|-------|-------|
| 30,3x61,3 (12"x24") | Por.  | 32   | -                 | -         | -            | MP117       | 7     | 1,3   | 40    | 52    | 25    | 1020  |
| 60x120 (24"x48")    | Por.  | 10   | -                 | -         | -            | MP329       | 2     | 1,44  | 36    | 51,84 | 28,62 | 1055  |

# Dart

**FORMATOS** 6 SIZE  
**COLORES** 4 COLOURS  
**ACABADOS** 1 FINISHES





Dart marfil 60x120 | 24"x48"

COLORES | COLOURS



dart marfil      dart bianco      dart steel      dart graphite



riv dart marfil      riv dart bianco



# Dart

Pavimento | Porcelánico | Rectificado | Mate  
Floor Tile | Porcelain | Rectified | Matt

FORMATOS DISPONIBLES | AVAILABLE SIZE



OTRAS TIPOLOGÍAS  
OTHER TYPOLOGIES

20MM ESPESORADO | 20MM THICKNESS  
60x90  
REV. PASTA BLANCA | WHITE BODY WALL TILE  
33x100  
REV. PASTA ROJA | RED BODY WALL TILE  
33x65


PIEZAS ESPECIALES | SPECIAL PIECES

PELDAÑOS Y RODAPIES TÉCNICOS  
Ver última página  
TECHNICAL STEPS AND SKIRTING  
See last page



PELDAÑO 14MM  
14MM STEP  
33x120 | 13"x47"  
P063      adz. marfil  
                  adz. blanco

VARIACIÓN GRÁFICA | SHADE VARIATION



CARACTERÍSTICAS TÉCNICAS | TECHNICAL SPECIFICATIONS



| PACKING   PACKING     | Faces | Rec. | Clase 3<br>C.Grip | Cod. Mate | Cod. Polimat | Cod. ADZ | Pc/Cj | M2/Cj | Cj/PI | M2/PI | Kg/Cj | Kg/PI |
|-----------------------|-------|------|-------------------|-----------|--------------|----------|-------|-------|-------|-------|-------|-------|
| 60x60 (24"x24")       | Por.  | 24   | -                 | MP175     | -            | -        | 4     | 1,44  | 30    | 43,2  | 29,75 | 912   |
| 60x120 (24"x48")      | Por.  | 14   | -                 | MP328     | -            | -        | 2     | 1,44  | 36    | 51,84 | 28,62 | 1055  |
| 60x120 RLV* (24"x48") | Por.  | 14   | -                 | MP183     | -            | -        | 2     | 1,44  | 36    | 51,84 | 29,5  | 1091  |
| 90x90 (36"x36")       | Por.  | 7    | -                 | MP207     | -            | -        | 2     | 1,62  | 32    | 51,84 | 33    | 1081  |
| 100x100* (39"x39")    | Por.  | 7    | -                 | MP600     | -            | -        | 2     | 2     | 27    | 54    | 41    | 1133  |
| 120x120 (48"x48")     | Por.  | 7    | -                 | MP330     | -            | -        | 1     | 1,44  | 36    | 51,84 | 35    | 1276  |

\*formato 100x100 solo disponible en color marfil y blanco

\*RLV solo disponible en formato 60x120 y en los colores marfil y blanco

# Ecchio

**FORMATOS** 5 SIZE  
**COLORES** 5 COLOURS  
**ACABADOS** 2 FINISHES



Ecchio crema 120x120 | 48"x48"



Ecchio perla 120x120 | 48"x48"



# Ecchio

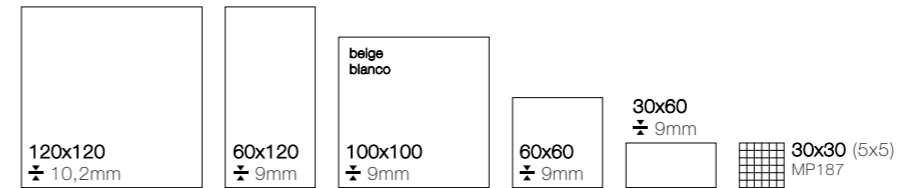
Pavimento | Porcelánico | Rectificado | Mate  
Floor Tile | Porcelain | Rectified | Matt

## COLORES | COLOURS



ecchio blanco **NEW COLOR** ecchio beige **NEW COLOR** ecchio crema ecchio perla ecchio taupe

## FORMATOS DISPONIBLES | AVAILABLE SIZE



## OTRAS TIPOLOGÍAS OTHER TYPOLOGIES

REV. PASTA BLANCA | WHITE BODY WALL TILE  
33x100

## PIEZAS ESPECIALES | SPECIAL PIECES

PELDAÑOS Y RODAPIES TÉCNICOS  
Ver última página  
TECHNICAL STEPS AND SKIRTING  
See last page

## VARIACIÓN GRÁFICA | SHADE VARIATION



## CARACTERÍSTICAS TÉCNICAS | TECHNICAL SPECIFICATIONS



| PACKING   PACKING  | Faces | Rec. | Clase 3<br>C. Grip | Cod. Mate | Cod. Polimat | Cod. ADZ | Pc/Cj | M2/Cj | Cj/PI | M2/PI | Kg/Cj | Kg/PI  |
|--------------------|-------|------|--------------------|-----------|--------------|----------|-------|-------|-------|-------|-------|--------|
| 30x60 (12"x24")    | Por.  | 40   | · 2                | MP126     | -            | -        | 6     | 1,08  | 48    | 51,84 | 23,6  | 1152,8 |
| 60x60 (24"x24")    | Por.  | 20   | · 2                | MP175     | -            | -        | 4     | 1,44  | 30    | 43,2  | 29,75 | 912,5  |
| 60x120 (24"x48")   | Por.  | 14   | · 2                | MP328     | -            | -        | 2     | 1,44  | 36    | 51,84 | 28,62 | 1055   |
| 100x100* (39"x39") | Por.  | 7    | -                  | MP600     | -            | -        | 2     | 2     | 27    | 54    | 41    | 1081   |
| 120x120 (48"x48")  | Por.  | 7    | · 2                | MP330     | -            | -        | 1     | 1,44  | 36    | 51,84 | 36    | 1276   |

· 2 tratamiento antideslizante sujeto a condiciones de modelo, color, formato y suministro \*formato 100x100 solo disponible en color beige y blanco

# Grain Stone

**FORMATOS** 5 SIZE  
**COLORES** 5 COLOURS  
**ACABADOS** 1 FINISHES



Grain Stone pearl 120x120 | 48"x48"



# Grain Stone

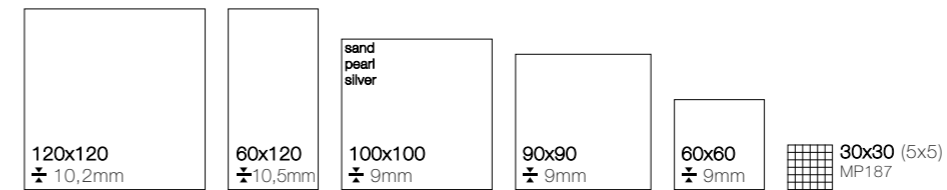
Pavimento | Porcelánico | Rectificado | Mate  
Floor Tile | Porcelain | Rectified | Matt

## COLORES | COLOURS



grain stone sand    grain stone pearl    grain stone silver    grain stone black

## FORMATOS DISPONIBLES | AVAILABLE SIZE



## OTRAS TIPOLOGÍAS | OTHER TYPOLOGIES

20MM ESPESORADO | 20MM THICKNESS  
100x100

## PIEZAS ESPECIALES | SPECIAL PIECES

PELDAÑOS Y RODAPIES TÉCNICOS  
Ver última página  
TECHNICAL STEPS AND SKIRTING  
See last page

## VARIACIÓN GRÁFICA | SHADE VARIATION



## CARACTERÍSTICAS TÉCNICAS | TECHNICAL SPECIFICATIONS



| PACKING   PACKING  | Faces | Rec. | Clase 3<br>C.Grip | Cod. Mate | Cod. Polimat | Cod. ADZ | Pc/Cj | M2/Cj | Cj/PI | M2/PI | Kg/Cj | Kg/PI |
|--------------------|-------|------|-------------------|-----------|--------------|----------|-------|-------|-------|-------|-------|-------|
| 60x60 (24"x24")    | Por.  | 29   | · 2               | MP175     | -            | -        | 4     | 1,44  | 30    | 43,2  | 29,75 | 912   |
| 60x120 (24"x48")   | Por.  | 16   | · 2               | MP320     | -            | -        | 2     | 1,44  | 32    | 46,08 | 34,25 | 1121  |
| 90x90 (36"x36")    | Por.  | 9    | · 2               | MP207     | -            | -        | 2     | 1,62  | 32    | 51,84 | 33    | 1081  |
| 100x100* (39"x39") | Por.  | 7    | -                 | MP600     | -            | -        | 2     | 2     | 27    | 54    | 41    | 1133  |
| 120x120 (48"x48")  | Por.  | 9    | · 2               | MP330     | -            | -        | 1     | 1,44  | 36    | 51,84 | 34,36 | 12,76 |

Grain Stone sand 120x120 | 48"x48" \_ 60x120 | 24"x48"

\*formato 100x100 solo disponible en color sand, pearl y silver

# Hook

**FORMATOS** 4 SIZE  
**COLORES** 2 COLOURS  
**ACABADOS** 1 FINISHES



Hook almond 160x160 | 63"x63"



Hook pearl 120x120 | 48"x48"



# Hook

Pavimento | Porcelánico | Rectificado | Mate  
Floor Tile | Porcelain | Rectified | Matt

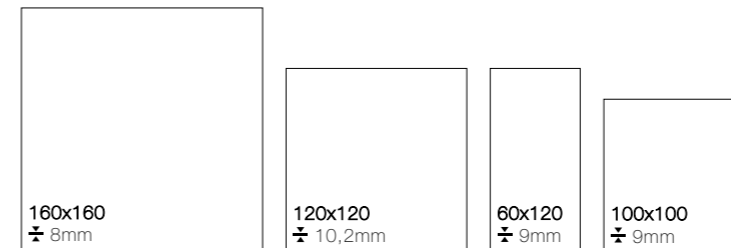
## COLORES | COLOURS



hook almond

hook pearl

## FORMATOS DISPONIBLES | AVAILABLE SIZE



## PIEZAS ESPECIALES | SPECIAL PIECES

PELDAÑOS Y RODAPIES TÉCNICOS  
Ver última página  
TECHNICAL STEPS AND SKIRTING  
See last page

## VARIACIÓN GRÁFICA | SHADE VARIATION



## CARACTERÍSTICAS TÉCNICAS | TECHNICAL SPECIFICATIONS



| PACKING   PACKING | Faces | Rec. | Clase 3<br>C.Grip | Cod. Mate | Cod. Polimat | Cod. ADZ | Pc/Cj | M2/Cj | Cj/Pl | M2/Pl | Kg/Cj | Kg/Pl |
|-------------------|-------|------|-------------------|-----------|--------------|----------|-------|-------|-------|-------|-------|-------|
| 60x120 (24"x48")  | Por.  | 14   | -                 | MP328     | -            | -        | 2     | 1,44  | 36    | 51,84 | 28,62 | 1055  |
| 100x100 (39"x39") | Por.  | 7    | -                 | MP600     | -            | -        | 2     | 2     | 27    | 54    | 41    | 1133  |
| 120x120 (48"x48") | Por.  | 7    | -                 | MP330     | -            | -        | 1     | 1,44  | 36    | 51,84 | 35    | 1300  |
| 160x160 (63"x63") | Por.  | 5    | -                 | MP800     | -            | -        | 1     | 2,56  | 20    | 51,20 | 50    | 1090  |

# Keith

**FORMATOS** 4 SIZE  
**COLORES** 3 COLOURS  
**ACABADOS** 2 FINISHES



Keith almond 120x120 | 48"x48"




Keith polar 60x120 | 24"x48"



# Keith

Pavimento | Porcelánico | Rectificado | Mate | Polimat  
Floor Tile | Porcelain | Rectified | Matt | Polimat

## COLORES | COLOURS

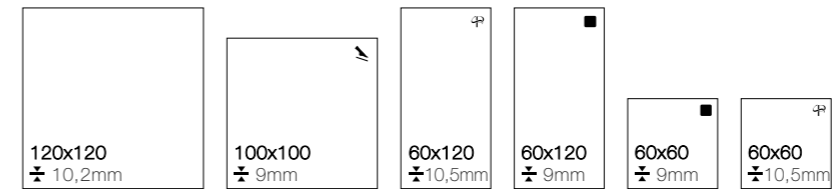


keith polar

keith white

keith almond

## FORMATOS DISPONIBLES | AVAILABLE SIZE



## OTRAS TIPOLOGÍAS OTHER TYPOLOGIES

20MM ESPESORADO | 20MM THICKNESS  
60x120  
60x90

## PIEZAS ESPECIALES | SPECIAL PIECES

PELDAÑOS Y RODAPIES TÉCNICOS  
Ver última página  
TECHNICAL STEPS AND SKIRTING  
See last page

## VARIACIÓN GRÁFICA | SHADE VARIATION



## CARACTERÍSTICAS TÉCNICAS | TECHNICAL SPECIFICATIONS



| PACKING   PACKING |      | Faces | Rec. | Clase 3<br>C.Grip | Cod. Mate | Cod. Polimat | Cod. ADZ | Pc/Cj | M2/Cj | Cj/PI | M2/PI | Kg/Cj | Kg/PI |
|-------------------|------|-------|------|-------------------|-----------|--------------|----------|-------|-------|-------|-------|-------|-------|
| 60x60 (24"x24")   | Por. | 24    | ·    | -                 | -         | MP505        | -        | 4     | 1,44  | 30    | 43,2  | 35    | 1070  |
| 60x60 (24"x24")   | Por. | 24    | ·    | -                 | MP175     | -            | -        | 4     | 1,44  | 30    | 43,2  | 29,75 | 912,5 |
| 60x120 (24"x48")  | Por. | 14    | ·    | -                 | MP328     | -            | -        | 2     | 1,44  | 36    | 51,84 | 28,62 | 1055  |
| 60x120 (24"x48")  | Por. | 14    | ·    | -                 | -         | MP326        | -        | 2     | 1,44  | 32    | 46,08 | 34,25 | 1121  |
| 100x100 (39"x39") | Por. | 7     | ·    | -                 | MP600     | -            | MP610    | 2     | 2     | 27    | 54    | 41    | 1133  |
| 120x120 (48"x48") | Por. | 7     | ·    | -                 | MP330     | MP500        | -        | 1     | 1,44  | 36    | 51,84 | 35    | 1300  |

acabado ADZ solo disponible en color almond

# Levin

**FORMATOS** 8 SIZE  
**COLORES** 3 COLOURS  
**ACABADOS** 2 FINISHES



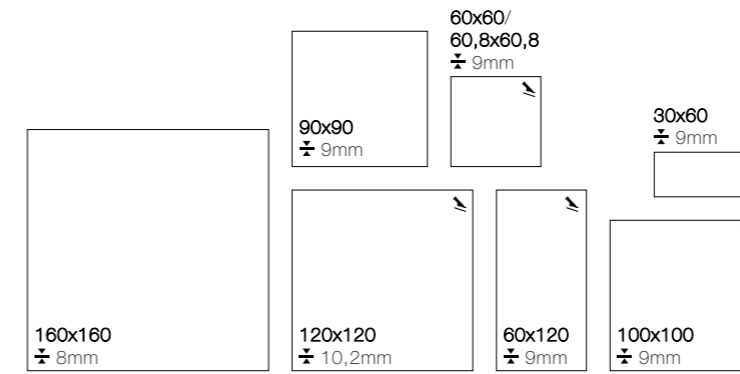
Levin white 160x160 | 63"x63"



# Levin

Pavimento | Porcelánico | Rectificado | Mate  
Floor Tile | Porcelain | Rectified | Matt

## FORMATOS DISPONIBLES | AVAILABLE SIZE



## OTRAS TIPOLOGÍAS | OTHER TYPOLOGIES

- 20MM ESPESORADO | 20MM THICKNESS
- 60x90
- 60x60
- REV. PASTA BLANCA | WHITE BODY WALL TILE
- 30x90
- REV. PASTA ROJA | RED BODY WALL TILE
- 30x90
- 33x55
- PAV. PASTA ROJA | RED BODY FLOOR TILE
- 45x45

## PIEZAS ESPECIALES | SPECIAL PIECES

PELDAÑOS Y RODAPIÉS TÉCNICOS  
Ver última página  
TECHNICAL STEPS AND SKIRTING  
See last page

PELDAÑO EXTRUIDO  
EXTRUDED STEP  
33x120 | 13"x47"  
P062 | adz. pearl  
| adz. almond

PELDAÑO 14MM  
14MM STEP  
33x120 | 13"x47"  
P063 | adz. pearl  
| adz. almond

## VARIACIÓN GRÁFICA | SHADE VARIATION



## CARACTERÍSTICAS TÉCNICAS | TECHNICAL SPECIFICATIONS



## COLORES | COLOURS



levin white

levin pearl

levin almond

Levin almond 120x120 | 48"x48" \_ 160x160 | 63"x63"

| PACKING   PACKING   | Faces | Rec. | Clase 3<br>C.Grip | Cod. Mate | Cod. Polimat | Cod.<br>ADZ | Pc/Cj | M2/Cj | Cj/PI | M2/PI | Kg/Cj | Kg/PI |
|---------------------|-------|------|-------------------|-----------|--------------|-------------|-------|-------|-------|-------|-------|-------|
| 30x60 (12"x24")     | Por.  | 48   | -                 | MP126     | -            | -           | 6     | 1,08  | 48    | 51,84 | 22,69 | 1106  |
| 60,8x60,8 (24"x24") | Por.  | 24   | -                 | MP160     | -            | -           | 4     | 1,48  | 30    | 44,4  | 29,7  | 911   |
| 60x60 (24"x24")     | Por.  | 24   | -                 | MP175     | -            | MP173       | 4     | 1,44  | 30    | 43,2  | 29,75 | 912,5 |
| 60x120 (24"x48")    | Por.  | 14   | -                 | MP328     | -            | MP329       | 2     | 1,44  | 36    | 51,84 | 28,62 | 1055  |
| 90x90 (36"x36")     | Por.  | 7    | -                 | MP207     | -            | -           | 2     | 1,62  | 32    | 51,84 | 33    | 1081  |
| 100x100* (39"x39")  | Por.  | 7    | -                 | MP600     | -            | MP610       | 2     | 2     | 27    | 54    | 41    | 1133  |
| 120x120 (48"x48")   | Por.  | 7    | -                 | MP330     | -            | MP186       | 1     | 1,44  | 36    | 51,84 | 35    | 1276  |
| 160x160 (63"x63")   | Por.  | 5    | -                 | MP800     | -            | -           | 1     | 2,56  | 20    | 51,20 | 48,68 | 2062  |

▸ acabado ADZ solo disponible en los colores pearl y almond



# Method

La gran mayoría de bacterias son inocuas para la salud, no obstante, existen algunas dañinas que se pueden propagar en las superficies generando desde malos olores hasta posibles dolencias.

Por esta razón, resulta imprescindible llevar a cabo procesos de limpieza exhaustivos, sobretodo en zonas comunes de uso corriente. En respuesta a esta necesidad, se ha desarrollado la serie Method que, gracias al uso de iones de plata integrados en la masa cerámica, mejora la higiene en la superficie de la misma. En este sentido, también ofrece un valor añadido de protección para los usos más intensos.

The vast majority of bacteria are harmless to health, however, there are some harmful ones that can spread on surfaces generating from bad odors to possible diseases.

For this reason, it is essential to carry out exhaustive cleaning processes, especially in areas of common use. In response to this need, we have developed the Method collection, which, thanks to the use of silver ions integrated in the ceramic body, improves hygiene on the tile surface. In this sense, it also offers an extra protection for the most intense uses.

**FORMATOS** 4 SIZE  
**COLORES** 4 COLOURS  
**ACABADOS** 1 FINISHES





# Method

Pavimento | Porcelánico | Rectificado | Mate  
Floor Tile | Porcelain | Rectified | Matt

## COLORES | COLOURS



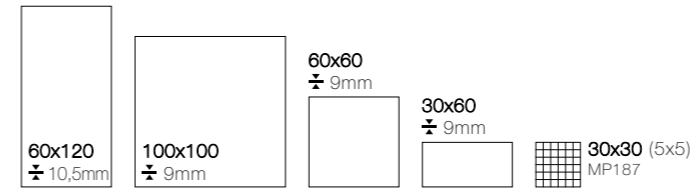
method white

method bone

method silver

method black


## FORMATOS DISPONIBLES | AVAILABLE SIZE



## PIEZAS ESPECIALES | SPECIAL PIECES

PELDAÑOS Y RODAPIES TÉCNICOS  
Ver última página  
TECHNICAL STEPS AND SKIRTING  
See last page

## VARIACIÓN GRÁFICA | SHADE VARIATION



## CARACTERÍSTICAS TÉCNICAS | TECHNICAL SPECIFICATIONS



| PACKING   PACKING  | Faces | Rec. | Clase 3 C.Grip | Cod. Mate | Cod. Polimat | Cod. ADZ | Pc/Cj | M2/Cj | Cj/PI | M2/PI | Kg/Cj | Kg/PI |
|--------------------|-------|------|----------------|-----------|--------------|----------|-------|-------|-------|-------|-------|-------|
| 30x60 (12"x24")    | Por.  | -    | · 2            | MP126     | -            | -        | 6     | 1,08  | 48    | 51,84 | 23,6  | 1106  |
| 60x60 (24"x24")    | Por.  | -    | · 2            | MP175     | -            | -        | 4     | 1,44  | 30    | 43,2  | 29,75 | 912   |
| 60x120 (24"x48")   | Por.  | -    | · 2            | MP320     | -            | -        | 2     | 1,44  | 32    | 46,08 | 34,25 | 1121  |
| 100x100* (39"x39") | Por.  | -    | · 2            | MP600     | -            | -        | 2     | 2     | 27    | 54    | 41    | 1133  |

\* · 2 tratamiento antideslizante sujeto a condiciones de modelo, color, formato y suministro

\*formato 100x100 solo disponible en color white, bone y silver

\*color black solo disponible en formato 60x120

Method white 60x120 | 24"x48" \_ Method silver 60x120 | 24"x48"

# Mylos

**FORMATOS** 6 SIZE  
**COLORES** 4 COLOURS  
**ACABADOS** 1 FINISHES



Mylos bone 120x120 | 48"x48"



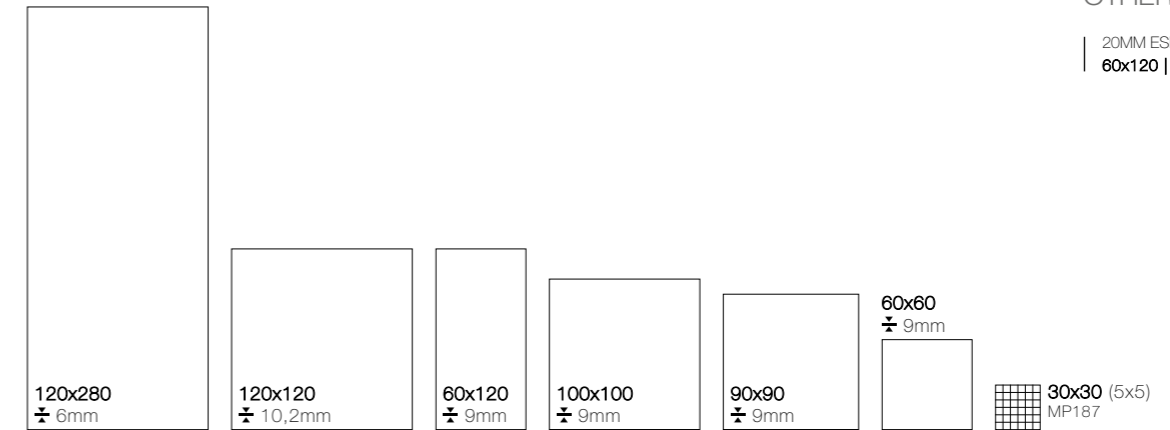
Mylos grey 60x120 | 24"x48" \_ 120x120 | 48"x48"



# Mylos

Pavimento | Porcelánico | Rectificado | Mate  
Floor Tile | Porcelain | Rectified | Matt

## FORMATOS DISPONIBLES | AVAILABLE SIZE



## OTRAS TIPOLOGÍAS | OTHER TYPOLOGIES

20MM ESPESORADO | 20MM THICKNESS  
60x120 | 60x90

## PIEZAS ESPECIALES | SPECIAL PIECES

PELDAÑOS Y RODAPIES TÉCNICOS  
Ver última página  
TECHNICAL STEPS AND SKIRTING  
See last page

## VARIACIÓN GRÁFICA | SHADE VARIATION



## COLORES | COLOURS



mylos bone

mylos beige

mylos grey

mylos grafito

## CARACTERÍSTICAS TÉCNICAS | TECHNICAL SPECIFICATIONS



| PACKING   PACKING  | Faces | Rec. | Clase 3 C.Grip | Cod. Mate | Cod. Polimat | Cod. ADZ | Pc/Cj | M2/Cj | Cj/PI | M2/PI | Kg/Cj | Kg/PI |
|--------------------|-------|------|----------------|-----------|--------------|----------|-------|-------|-------|-------|-------|-------|
| 60x60 (24"x24")    | Por.  | 24   | -              | MP175     | -            | -        | 4     | 1,44  | 30    | 43,2  | 31,4  | 962   |
| 60x120 (24"x48")   | Por.  | 14   | -              | MP328     | -            | -        | 2     | 1,44  | 36    | 51,84 | 28,62 | 1055  |
| 90x90 (36"x36")    | Por.  | 7    | -              | MP207     | -            | -        | 2     | 1,62  | 32    | 51,84 | 33    | 1086  |
| 100x100* (39"x39") | Por.  | -    | -              | MP600     | -            | -        | 2     | 2     | 27    | 54    | 41    | 1133  |
| 120x120 (48"x48")  | Por.  | 7    | -              | MP330     | -            | -        | 1     | 1,44  | 36    | 51,84 | 35    | 1300  |

\*formato 100x100 solo disponible en los colores beige, bone y grey

# Navona

**FORMATOS** 4 SIZE  
**COLORES** 3 COLOURS  
**ACABADOS** 2 FINISHES



Riv Navona beige 60x120 | 24"x48"



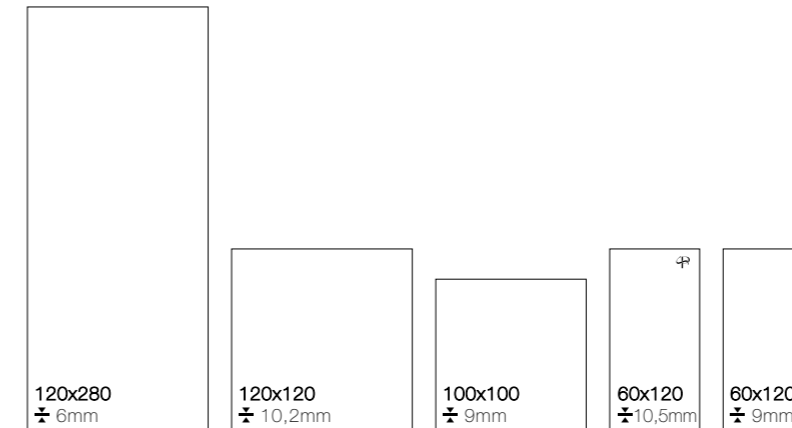
Navona greige polimat 60x120 | 24"x48"



# Navona

Pavimento | Porcelánico | Rectificado | Mate | Polimat  
Floor Tile | Porcelain | Rectified | Matt | Polimat

## FORMATOS DISPONIBLES | AVAILABLE SIZE



## PIEZAS ESPECIALES | SPECIAL PIECES

PELDAÑOS Y RODAPIES TÉCNICOS  
Ver última página  
TECHNICAL STEPS AND SKIRTING  
See last page

## VARIACIÓN GRÁFICA | SHADE VARIATION



## COLORES | COLOURS



navona blanco      navona beige      navona greige



rlv navona blanco      rlv navona beige

## CARACTERÍSTICAS TÉCNICAS | TECHNICAL SPECIFICATIONS



| PACKING   PACKING     | Faces | Rec. | Clase 3<br>C.Grip | Cod. Mate | Cod. Polimat | Cod. ADZ | Pc/Cj | M2/Cj | Cj/PI | M2/PI | Kg/Cj | Kg/PI |
|-----------------------|-------|------|-------------------|-----------|--------------|----------|-------|-------|-------|-------|-------|-------|
| 60x120 (24"x48")      | Por.  | 12   | • 2               | MP328     | -            | -        | 2     | 1,44  | 36    | 51,84 | 28,62 | 1055  |
| 60x120 (24"x48")      | Por.  | 12   | -                 | -         | MP326        | -        | 2     | 1,44  | 32    | 46,08 | 34,25 | 1121  |
| 60x120 RLV* (24"x48") | Por.  | 12   | -                 | MP183     | -            | -        | 2     | 1,44  | 36    | 51,84 | 29,5  | 1091  |
| 100x100 (39"x39")     | Por.  | 6    | -                 | MP600     | -            | -        | 2     | 2     | 27    | 54    | 41    | 1133  |
| 120x120 (48"x48")     | Por.  | 6    | -                 | MP330     | MP500        | -        | 1     | 1,44  | 36    | 51,84 | 35    | 1276  |
| 120x280 (48"x110")    | Por.  | 3    | -                 | MP900     | -            | -        | 1     | 3,36  | 20    | 67,2  | 52    | 1140  |

\* 2 tratamiento antideslizante sujeto a condiciones de modelo, color, formato y suministro

\*RLV solo disponible en formato 60x120 y en los colores blanco y beige

# Oxyde

FORMATOS 3 SIZE  
COLORES 5 COLOURS  
ACABADOS 1 FINISHES



Oxyde turquoise 60x120 / 24"x48" \_ Ziro crema 60x120 / 24"x48"



# Oxyde

Pavimento | Porcelánico | Rectificado | Mate  
Floor Tile | Porcelain | Rectified | Matt

## COLORES | COLOURS



oxyde blanc

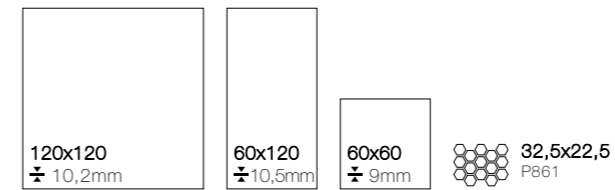
oxyde turquoise

oxyde bleu

oxyde grise

oxyde noir

## FORMATOS DISPONIBLES | AVAILABLE SIZE



## PIEZAS ESPECIALES | SPECIAL PIECES

PELDAÑOS Y RODAPIES TÉCNICOS  
Ver última página  
TECHNICAL STEPS AND SKIRTING  
See last page

## VARIACIÓN GRÁFICA | SHADE VARIATION



## CARACTERÍSTICAS TÉCNICAS | TECHNICAL SPECIFICATIONS



| PACKING   PACKING | Faces | Rec. | Clase 3<br>C.Grip | Cod. Mate | Cod. Polimat | Cod. ADZ | Pc/Cj | M2/Cj | Cj/PI | M2/PI | Kg/Cj | Kg/PI |
|-------------------|-------|------|-------------------|-----------|--------------|----------|-------|-------|-------|-------|-------|-------|
| 60x60 (24"x24")   | Por.  | 24   | • 2               | MP175     | -            | -        | 4     | 1,44  | 30    | 43,2  | 31,4  | 912   |
| 60x120 (24"x48")  | Por.  | 14   | • 2               | MP320     | -            | -        | 2     | 1,44  | 36    | 51,84 | 28,62 | 1121  |
| 120x120 (48"x48") | Por.  | 7    | • 2               | MP330     | -            | -        | 1     | 1,44  | 36    | 51,84 | 35    | 1276  |

• 2 tratamiento antideslizante sujeto a condiciones de modelo, color, formato y suministro

Oxyde blanc 120x120 | 48"x48"

# Sagano

FORMATOS 2 SIZE  
COLORES 4 COLOURS  
ACABADOS 1 FINISHES



Sagano emerald 30,3x61,3 | 12"x24"



Sagano grey 60x120 | 24"x48"



# Sagano

Pavimento | Porcelánico | Rectificado | Mate | Antideslizante  
Floor Tile | Porcelain | Rectified | Matt | Anti-slip

## COLORES | COLOURS



sagano sand

sagano grey

sagano emerald


sagano blue

sagano ocean

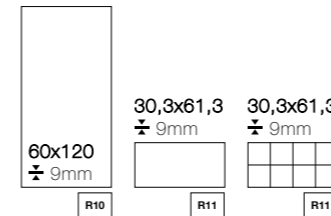


rlv sagano blue

rlv sagano emerald



## FORMATOS DISPONIBLES | AVAILABLE SIZE



## PIEZAS ESPECIALES | SPECIAL PIECES

PELDAÑOS Y RODAPIES TÉCNICOS  
Ver última página  
TECHNICAL STEPS AND SKIRTING  
See last page



PELDAÑO EXTRUIDO  
EXTRUDED STEP  
33x120 | 13"x47"  
P062 | adz. emerald  
adz. blue



PELDAÑO 14MM  
14MM STEP  
33x120 | 13"x47"  
P063 | adz. emerald  
adz. blue

## VARIACIÓN GRÁFICA | SHADE VARIATION



## CARACTERÍSTICAS TÉCNICAS | TECHNICAL SPECIFICATIONS



|                          | Faces | Rec. | Clase 3<br>C.Grip | Cod. Mate | Cod. Polimat | Cod.<br>ADZ | Pc/Cj | M2/Cj | Cj/PI | M2/PI | Kg/Cj | Kg/PI |
|--------------------------|-------|------|-------------------|-----------|--------------|-------------|-------|-------|-------|-------|-------|-------|
| 30,3x61,3 (12"x24")      | Por.  | 32   | -                 | -         | -            | MP117       | 7     | 1,3   | 40    | 52    | 25    | 1020  |
| 30,3x61,3 RLV* (12"x24") | Por.  | 7    | -                 | -         | -            | MP115       | 7     | 1,3   | 40    | 52    | 25    | 1020  |
| 60x120 (24"x48")         | Por.  | 10   | -                 | -         | -            | MP329       | 2     | 1,44  | 36    | 51,84 | 29,5  | 1091  |

\*RLV solo disponible en los colores blue y emerald

# Street

**FORMATOS** 6 SIZE  
**COLORES** 5 COLOURS  
**ACABADOS** 1 FINISHES





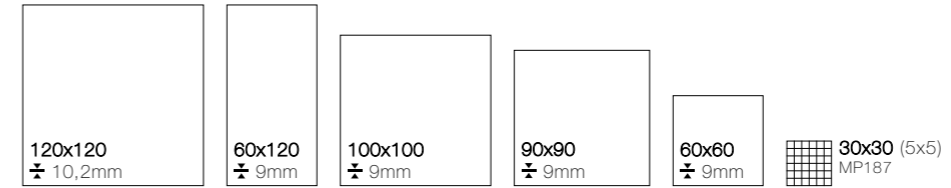
Street silver 60x120 | 24"x48"



# Street

Pavimento | Porcelánico | Rectificado | Mate  
Floor Tile | Porcelain | Rectified | Matt

## FORMATOS DISPONIBLES | AVAILABLE SIZE



## OTRAS TIPOLOGÍAS OTHER TYPOLOGIES

20MM ESPESORADO | 20MM THICKNESS  
60x120 | 60x90 | 60x60 | 61x91  
REV. PASTA BLANCA | WHITE BODY WALL TILE  
30x90  
REV. PASTA ROJA | RED BODY WALL TILE  
33x55

## PIEZAS ESPECIALES | SPECIAL PIECES

PELDAÑOS Y RODAPIES TÉCNICOS  
Ver última página  
TECHNICAL STEPS AND SKIRTING  
See last page

## VARIACIÓN GRÁFICA | SHADE VARIATION



## COLORES | COLOURS



street white **NEW COLOR** street bone **NEW COLOR** street beige street silver



riv street white riv street bone

## CARACTERÍSTICAS TÉCNICAS | TECHNICAL SPECIFICATIONS



| PACKING   PACKING     | Faces | Rec. | Clase 3<br>C. Grip | Cod. Mate | Cod. Polimat | Cod. ADZ | Pc/Cj | M2/Cj | Cj/PI | M2/PI | Kg/Cj | Kg/PI |
|-----------------------|-------|------|--------------------|-----------|--------------|----------|-------|-------|-------|-------|-------|-------|
| 60x60 (24"x24")       | Por.  | 28   | · 2                | MP175     | -            | -        | 4     | 1,44  | 30    | 43,2  | 29,75 | 912,5 |
| 60x120 (24"x48")      | Por.  | 14   | · 2                | MP328     | -            | -        | 2     | 1,44  | 36    | 51,84 | 28,62 | 1055  |
| 60x120 RLV* (24"x48") | Por.  | 14   | ·                  | MP183     | -            | -        | 2     | 1,44  | 36    | 51,84 | 29,5  | 1091  |
| 90x90 (36"x36")       | Por.  | 7    | · 2                | MP207     | -            | -        | 2     | 1,62  | 32    | 51,84 | 33    | 1081  |
| 100x100* (39"x39")    | Por.  | 7    | · 2                | MP600     | -            | -        | 2     | 2     | 27    | 54    | 41    | 1133  |
| 120x120 (48"x48")     | Por.  | 7    | · 2                | MP330     | -            | -        | 1     | 1,44  | 36    | 51,84 | 35    | 1276  |

· 2 tratamiento antideslizante sujeto a condiciones de modelo, color, formato y suministro  
\*Formato 100x100 solo disponible en white y bone

\*RLV solo disponible en formato 60x120 y los colores white y bone

# Unika

**FORMATOS** 7 SIZE  
**COLORES** 4 COLOURS  
**ACABADOS** 1 FINISHES



Unika light 120x120 | 48"x48" \_ 60x120 | 24"x48"



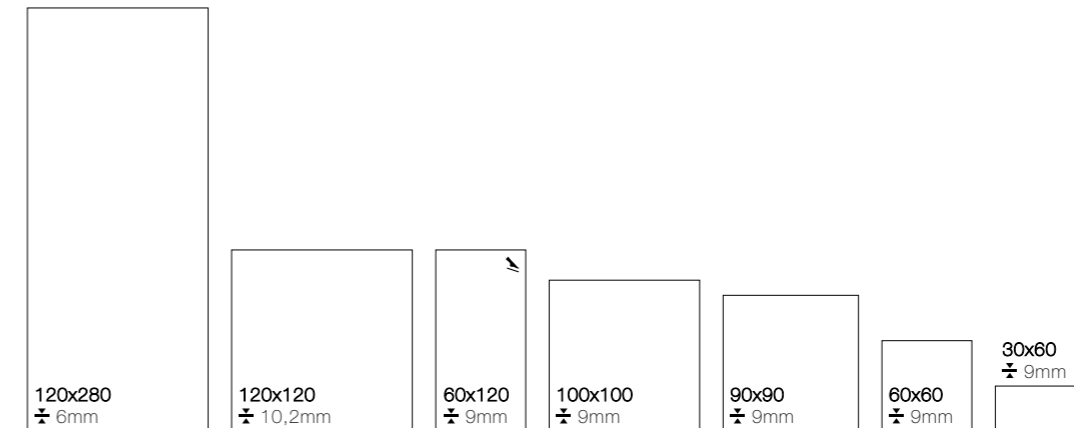
Unika grey 60x120 | 24"x48" \_ 120x120 | 48"x48"



# Unika

Pavimento | Porcelánico | Rectificado | Mate  
Floor Tile | Porcelain | Rectified | Matt

## FORMATOS DISPONIBLES | AVAILABLE SIZE



## PIEZAS ESPECIALES | SPECIAL PIECES

PELDAÑOS Y RODAPIES TÉCNICOS  
Ver última página  
TECHNICAL STEPS AND SKIRTING  
See last page

## VARIACIÓN GRÁFICA | SHADE VARIATION



## COLORES | COLOURS



unika light      unika bone      unika grey      unika dark



dc unika light      dc unika bone

## CARACTERÍSTICAS TÉCNICAS | TECHNICAL SPECIFICATIONS



| PACKING   PACKING    | Faces | Rec. | Clase 3 C.Grip | Cod. Mate | Cod. Polimat | Cod. ADZ | Pc/Cj | M2/Cj | Cj/PI | M2/PI | Kg/Cj | Kg/PI |
|----------------------|-------|------|----------------|-----------|--------------|----------|-------|-------|-------|-------|-------|-------|
| 30x60 (12"x24")      | Por.  | 48   | -              | MP126     | -            | -        | 6     | 1,08  | 48    | 51,84 | 23,6  | 1106  |
| 60x60 (24"x24")      | Por.  | 24   | 2              | MP175     | -            | -        | 4     | 1,44  | 30    | 43,2  | 31,4  | 912   |
| 60x120 (24"x48")     | Por.  | 12   | -              | MP328     | -            | MP329    | 2     | 1,44  | 36    | 51,84 | 28,62 | 1055  |
| 60x120 DC* (24"x48") | Por.  | 4    | -              | MP183     | -            | -        | 2     | 1,44  | 36    | 51,84 | 28,62 | 1055  |
| 90x90 (36"x36")      | Por.  | 6    | -              | MP207     | -            | -        | 2     | 1,62  | 32    | 51,84 | 33    | 1081  |
| 100x100* (39"x39")   | Por.  | 6    | -              | MP600     | -            | -        | 2     | 2     | 27    | 54    | 41    | 1133  |
| 120x120 (48"x48")    | Por.  | 6    | -              | MP330     | -            | -        | 1     | 1,44  | 36    | 51,84 | 35    | 1276  |
| 120x280 (48"x110")   | Por.  | 3    | -              | MP900     | -            | -        | 1     | 3,36  | 20    | 67,2  | 52    | 1140  |

\*DC solo disponible en 60x120 y los colores light y bone

\*formato 100x100 solo disponible en color light, bone y grey

acabado ADZ solo disponible en color light, bone y grey

# Ura

**FORMATOS** 6 SIZE  
**COLORES** 4 COLOURS  
**ACABADOS** 3 FINISHES



Ura natural 120x120 | 48"x48"



Ura beige 120x120 | 48"x48"

COLORES | COLOURS



ura white

ura grey

ura natural

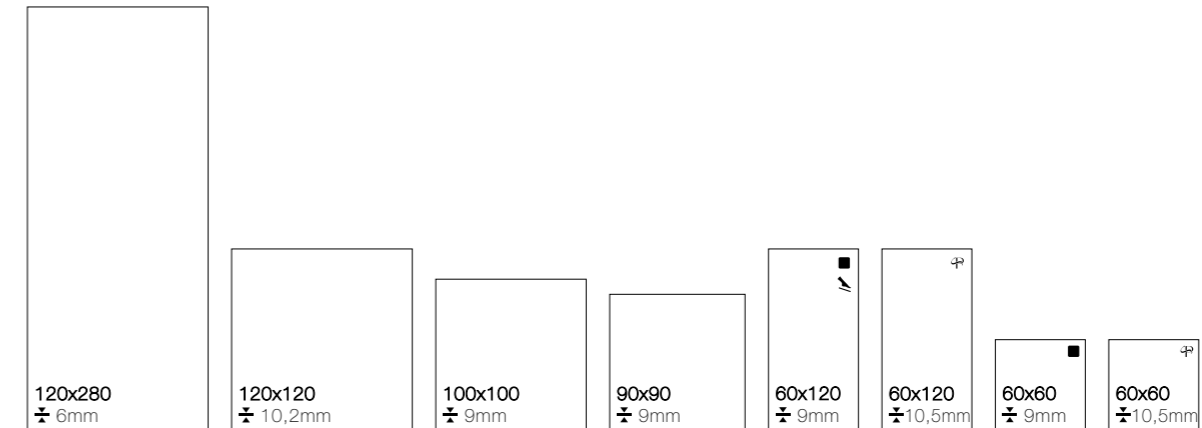
ura beige



# Ura

Pavimento | Porcelánico | Rectificado | Polimat | Mate  
Floor Tile | Porcelain | Rectified | Polimat | Matt

FORMATOS DISPONIBLES | AVAILABLE SIZE



PIEZAS ESPECIALES | SPECIAL PIECES

PELDAÑOS Y RODAPIÉS TÉCNICOS  
Ver última página  
TECHNICAL STEPS AND SKIRTING  
See last page

VARIACIÓN GRÁFICA | SHADE VARIATION



CARACTERÍSTICAS TÉCNICAS | TECHNICAL SPECIFICATIONS



| PACKING   PACKING  | Faces | Rec. | Clase 3<br>C.Grip | Cod. Mate | Cod. Polimat | Cod. ADZ | Pc/Cj | M2/Cj | Cj/PI | M2/PI | Kg/Cj | Kg/PI |
|--------------------|-------|------|-------------------|-----------|--------------|----------|-------|-------|-------|-------|-------|-------|
| 60x60 (24"x24")    | Por.  | 24   | -                 | -         | MP505        | -        | 4     | 1,44  | 30    | 43,2  | 35    | 1070  |
| 60x60 (24"x24")    | Por.  | 24   | -                 | MP175     | -            | -        | 4     | 1,44  | 30    | 43,2  | 29,75 | 912,5 |
| 60x120 (24"x48")   | Por.  | 14   | -                 | -         | MP326        | -        | 2     | 1,44  | 32    | 46,08 | 34,25 | 1121  |
| 60x120 (24"x48")   | Por.  | 14   | -                 | MP328     | -            | MP329    | 2     | 1,44  | 36    | 51,84 | 28,62 | 1055  |
| 90x90 (36"x36")    | Por.  | 6    | -                 | MP207     | MP511        | -        | 2     | 1,62  | 32    | 51,84 | 33    | 1081  |
| 100x100* (39"x39") | Por.  | 6    | -                 | MP600     | -            | -        | 2     | 2     | 27    | 54    | 41    | 1133  |
| 120x120 (48"x48")  | Por.  | 6    | -                 | MP330     | MP500        | -        | 1     | 1,44  | 36    | 51,84 | 35    | 1276  |
| 120x280 (48"x110") | Por.  | 3    | -                 | MP900     | -            | -        | 1     | 3,36  | 20    | 67,2  | 52    | 1140  |

\*formato 100x100 solo disponible en color grey, natural y beige

# Valdivia

**FORMATOS** 4 SIZE  
**COLORES** 3 COLOURS  
**ACABADOS** 1 FINISHES



Valdivia gris 120x120 | 48"x48"



# Valdivia

Pavimento | Porcelánico | Rectificado | Mate  
Floor Tile | Porcelain | Rectified | Matt

## COLORES | COLOURS

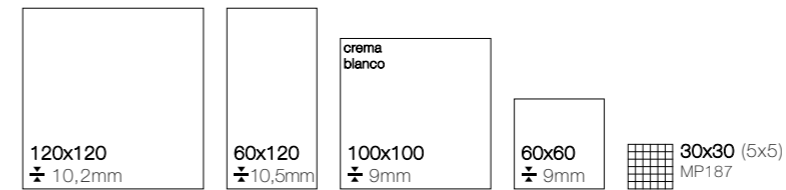


valdivia blanco

valdivia crema

valdivia gris

## FORMATOS DISPONIBLES | AVAILABLE SIZE



## PIEZAS ESPECIALES | SPECIAL PIECES

PELDAÑOS Y RODAPIÉS TÉCNICOS  
Ver última página  
TECHNICAL STEPS AND SKIRTING  
See last page

## VARIACIÓN GRÁFICA | SHADE VARIATION



## CARACTERÍSTICAS TÉCNICAS | TECHNICAL SPECIFICATIONS



| PACKING   PACKING  | Faces | Rec. | Clase 3<br>C.Grip | Cod. Mate | Cod. Polimat | Cod. ADZ | Pc/Cj | M2/Cj | Cj/PI | M2/PI | Kg/Cj | Kg/PI |
|--------------------|-------|------|-------------------|-----------|--------------|----------|-------|-------|-------|-------|-------|-------|
| 60x60 (24"x24")    | Por.  | 20   | · 2               | MP175     | -            | -        | 4     | 1,44  | 30    | 43,2  | 31,4  | 912   |
| 60x120 (24"x48")   | Por.  | 10   | · 2               | MP320     | -            | -        | 2     | 1,44  | 36    | 51,84 | 28,62 | 1121  |
| 100x100* (39"x39") | Por.  | 7    | · 2               | MP600     | -            | -        | 2     | 2     | 27    | 54    | 41    | 1133  |
| 120x120 (48"x48")  | Por.  | 5    | · 2               | MP330     | -            | -        | 1     | 1,44  | 36    | 51,84 | 35    | 1276  |

· 2 tratamiento antideslizante sujeto a condiciones de modelo, color, formato y suministro

\*formato 100x100 solo disponible en color blanco y crema

Valdivia blanco 60x120 | 24"x48" \_ Valdivia blanco 120x120 | 48"x48"

# Zanzibar

**FORMATOS** 1 SIZE  
**COLORES** 3 COLOURS  
**ACABADOS** 1 FINISHES



Zanzibar bone 60x120 | 24"x48"



Zanzibar natural 60x120 | 24"x48"



# Zanzibar

Pavimento | Porcelánico | Rectificado | Mate  
Floor Tile | Porcelain | Rectified | Matt

## COLORES | COLOURS



zanzibar white



zanzibar natural



zanzibar bone

## FORMATOS DISPONIBLES | AVAILABLE SIZE



60x120  
9mm

30x30 (5x5)  
MP187

## PIEZAS ESPECIALES | SPECIAL PIECES

PELDAÑOS Y RODAPIES TÉCNICOS  
Ver última página  
TECHNICAL STEPS AND SKIRTING  
See last page

## VARIACIÓN GRÁFICA | SHADE VARIATION



## CARACTERÍSTICAS TÉCNICAS | TECHNICAL SPECIFICATIONS

PO

|                  | Faces | Rec. | Clase 3<br>C.Grip | Cod. Mate | Cod. Polimat | Cod.<br>ADZ | Pc/Cj | M2/Cj | Cj/Pl | M2/Pl | Kg/Cj | Kg/Pl |
|------------------|-------|------|-------------------|-----------|--------------|-------------|-------|-------|-------|-------|-------|-------|
| 60x120 (24"x48") | Por.  | 7    | 2                 | MP328     | -            | -           | 2     | 1,44  | 36    | 51,84 | 28,62 | 1055  |

# Ziro

**FORMATOS** 8 SIZE  
**COLORES** 5 COLOURS  
**ACABADOS** 1 FINISHES



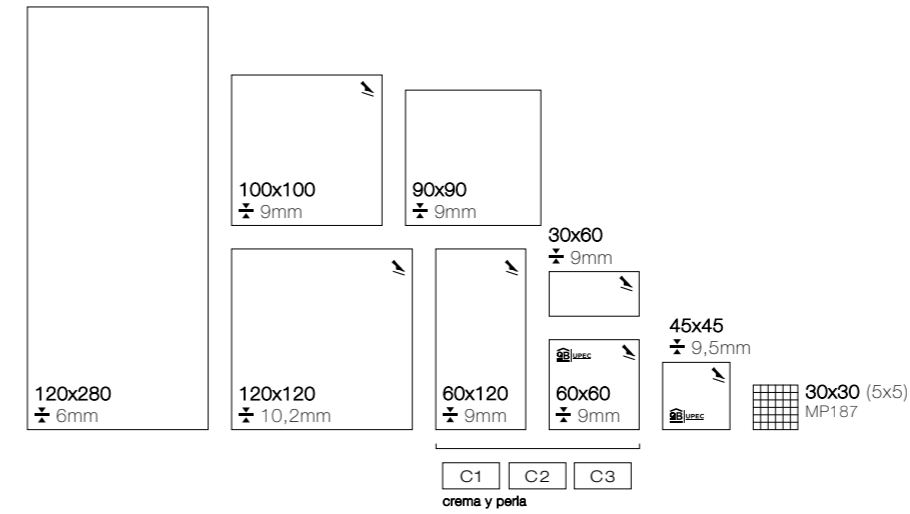
Ziro blanco \_ Rlv Ziro blanco 60x120 | 24"x48"



# Ziro

Pavimento | Porcelánico | Rectificado | Mate  
Floor Tile | Porcelain | Rectified | Matt

### FORMATOS DISPONIBLES | AVAILABLE SIZE



### OTRAS TIPOLOGÍAS OTHER TYPOLOGIES

- 20MM ESPESORADO | 20MM THICKNESS
- 60x120 | 100x100
- 60x90
- 60x60
- REV. PASTA BLANCA | WHITE BODY WALL TILE
- 30x90
- 30x60
- REV. PASTA ROJA | RED BODY WALL TILE
- 33x55


### PIEZAS ESPECIALES | SPECIAL PIECES

PELDAÑOS Y RODAPIES TÉCNICOS  
Ver última página  
TECHNICAL STEPS AND SKIRTING  
See last page



PELDAÑO 14MM  
14MM STEP  
33x120 | 13"x47"  
P063 | adz. perla  
adz. crema

### VARIACIÓN GRÁFICA | SHADE VARIATION



### COLORES | COLOURS



ziro blanco      ziro crema      ziro perla      ziro gris      ziro marengo



rlv ziro blanco      rlv ziro crema      rlv ziro perla

Ziro perla 120x120 | 48"x48"

### CARACTERÍSTICAS TÉCNICAS | TECHNICAL SPECIFICATIONS



| PACKING   PACKING     | Faces | Rec. | Clase 3<br>C.Grip | Cod. Mate | Cod. Polimat | Cod. ADZ | Pc/Cj | M2/Cj | Cj/PI | M2/PI | Kg/Cj | Kg/PI  |
|-----------------------|-------|------|-------------------|-----------|--------------|----------|-------|-------|-------|-------|-------|--------|
| 45x45 (18"x18")       | Por.  | 28   |                   | MP136     | -            | MP135    | 6     | 1,22  | 52    | 63,44 | 25,8  | 1361,6 |
| 30x60 (12"x24")       | Por.  | 28   | · 2               | MP126     | -            | MP125    | 6     | 1,08  | 48    | 51,84 | 23,6  | 1152,8 |
| 60x60 (24"x24")       | Por.  | 14   | · 2               | MP175     | -            | MP173    | 4     | 1,44  | 30    | 43,2  | 31,4  | 962    |
| 60x120 (24"x48")      | Por.  | 7    | · 2               | MP328     | -            | MP329    | 2     | 1,44  | 36    | 51,84 | 28,62 | 1055   |
| 60x120 RLV* (24"x48") | Por.  | 4    |                   | MP183     | -            | -        | 2     | 1,44  | 36    | 51,84 | 29,5  | 1091   |
| 90x90 (36"x36")       | Por.  | 7    | · 2               | MP207     | -            | -        | 2     | 1,62  | 32    | 51,84 | 33    | 1086   |
| 100x100* (39"x39")    | Por.  | 7    |                   | MP600     | -            | MP610    | 2     | 2     | 27    | 54    | 41    | 1129   |
| 120x120 (48"x48")     | Por.  | 4    | · 2               | MP330     | -            | MP186    | 1     | 1,44  | 36    | 51,84 | 35    | 1300   |
| 120x280 (48"x110")    | Por.  | 3    |                   | MP900     | -            | -        | 1     | 3,36  | 20    | 67,2  | 52    | 1062   |

\* · 2 tratamiento antideslizante sujeto a condiciones de modelo, color, formato y suministro

▸ acabado ADZ solo disponible en los colores crema y perla

\*formato 100x100 solo disponible en color blanco, crema, perla y gris

\*RLV solo disponible en formato 60x120 y en los colores blanco, crema y perla

# Polished Navarti

## FORMATOS | SIZE

160x160 | 120x120 | 100x100  
60x120 | 90x90  
60x60 | 30x60

## ACABADOS | FINISHES

-  POLISHED PORCELAIN
-  LAPPATO
-  HIGHLY POLISHED
-  GLOSSY INK
-  POLIMAT

# Allure

**FORMATOS 3** SIZE  
**COLORES 3** COLOURS  
**ACABADOS 1** FINISHES



Allure gris 90x90 | 36"x36"



# Allure

Pavimento | Porcelánico | Rectificado | Pulido  
Floor Tile | Porcelain | Rectified | Polished

## COLORES | COLOURS



allure nácar



allure crema



allure gris

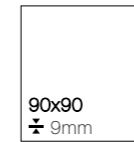
## FORMATOS DISPONIBLES | AVAILABLE SIZE



120x120  
± 10,2mm



60x120  
± 10,5mm



90x90  
± 9mm

## PIEZAS ESPECIALES | SPECIAL PIECES

PELDAÑOS Y RODAPIES TÉCNICOS  
Ver última página  
TECHNICAL STEPS AND SKIRTING  
See last page

## VARIACIÓN GRÁFICA | SHADE VARIATION



## CARACTERÍSTICAS TÉCNICAS | TECHNICAL SPECIFICATIONS



| PACKING   PACKING | Faces | Rec. | Cod. Pulido | Cod. Mate | Cod. Polimat | Pc/Cj | M2/Cj | Cj/PI | M2/PI | Kg/Cj | Kg/PI |
|-------------------|-------|------|-------------|-----------|--------------|-------|-------|-------|-------|-------|-------|
| 90x90 (36"x36")   | Por.  | 10   | MP204       | -         | -            | 2     | 1,62  | 32    | 51,84 | 33    | 1081  |
| 60x120 (24"x48")  | Por.  | 20   | MP323       | -         | -            | 2     | 1,44  | 32    | 46,08 | 34,25 | 1121  |
| 120x120 (48"x48") | Por.  | 10   | MP333       | -         | -            | 1     | 1,44  | 36    | 51,84 | 35    | 1276  |

Allure crema 120x120 | 48"x48" \_ Allure crema 60x120 | 24"x48"

# Athika

**FORMATOS** 4 SIZE  
**COLORES** 4 COLOURS  
**ACABADOS** 3 FINISHES



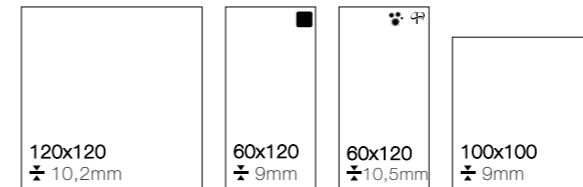
Athika pearl 120x120 | 48"x48"



# Athika

Pavimento | Porcelánico | Rectificado | Mate | Polimat | Pulido  
 Floor Tile | Porcelain | Rectified | Matt | Polimat | Polished

## FORMATOS DISPONIBLES | AVAILABLE SIZE




## OTRAS TIPOLOGÍAS OTHER TYPOLOGIES

REV. PASTA BLANCA | WHITE BODY WALL TILE  
 30x90


## PIEZAS ESPECIALES | SPECIAL PIECES

PELDAÑOS Y RODAPIES TÉCNICOS  
 Ver última página  
 TECHNICAL STEPS AND SKIRTING  
 See last page

## VARIACIÓN GRÁFICA | SHADE VARIATION



## COLORES | COLOURS



athika white      athika marfil      athika ivory      athika pearl



riv athika white      riv athika marfil

Athika white 120x120 | 48"x48" \_ Riv Athika white 60x120 | 24"x48"

## CARACTERÍSTICAS TÉCNICAS | TECHNICAL SPECIFICATIONS



| PACKING   PACKING     |      | Faces | Rec. | Cod. Pulido | Cod. Mate | Cod. Polimat | Pc/Cj | M2/Cj | Cj/PI | M2/PI | Kg/Cj | Kg/PI   |
|-----------------------|------|-------|------|-------------|-----------|--------------|-------|-------|-------|-------|-------|---------|
| 60x120 (24"x48")      | Por. | 12    | -    | -           | MP320     | -            | 2     | 1,44  | 36    | 51,84 | 28,62 | 1055    |
| 60x120 (24"x48")      | Por. | 12    | -    | MP323       | -         | MP326        | 2     | 1,44  | 32    | 46,08 | 34,25 | 1121    |
| 60x120 RLV* (24"x48") | Por. | 12    | -    | -           | MP183     | -            | 2     | 1,44  | 36    | 51,84 | 28,62 | 1055    |
| 100x100 (39"x39")     | Por. | 6     | -    | -           | MP600     | -            | 2     | 2     | 27    | 54    | 41,15 | 1133,05 |
| 120x120 (48"x48")     | Por. | 6     | -    | MP333       | MP330     | MP500        | 1     | 1,44  | 36    | 51,84 | 34,36 | 1276,96 |

\*RLV solo disponible en formato 60x120 y en colores white y marfil

# Barrow

**FORMATOS** 2 SIZE  
**COLORES** 1 COLOURS  
**ACABADOS** 1 FINISHES



Barrow white 120x120 | 48"x48"



# Barrow

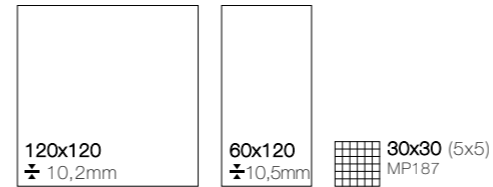
Pavimento | Porcelánico | Rectificado | Tinta Brillo  
Floor Tile | Porcelain | Rectified | Glossy Ink

## COLORES | COLOURS



barrow

## FORMATOS DISPONIBLES | AVAILABLE SIZE



## PIEZAS ESPECIALES | SPECIAL PIECES

PELDAÑOS Y RODAPIES TÉCNICOS  
Ver última página  
TECHNICAL STEPS AND SKIRTING  
See last page

## VARIACIÓN GRÁFICA | SHADE VARIATION



## CARACTERÍSTICAS TÉCNICAS | TECHNICAL SPECIFICATIONS



| PACKING   PACKING |              | Faces | Rec. | Cod. Pulido | Cod. Mate | Cod. Tinta Brillo | Pc/Cj | M2/Cj | Cj/PI | M2/PI | Kg/Cj | Kg/PI   |
|-------------------|--------------|-------|------|-------------|-----------|-------------------|-------|-------|-------|-------|-------|---------|
| 60x120 (24"x48")  | Tinta Brillo | 16    | ·    | -           | -         | MP320             | 2     | 1,44  | 32    | 46,08 | 34,25 | 1121    |
| 120x120 (48"x48") | Tinta Brillo | 8     | ·    | -           | -         | MP330             | 1     | 1,44  | 36    | 51,84 | 34,36 | 1276,96 |


Barrow 120x120 | 48"x48" \_ Barrow 60x120 | 24"x48"

# Brechialunar

**FORMATOS** 2 SIZE  
**COLORES** 1 COLOURS  
**ACABADOS** 1 FINISHES



Brechialunar 120x120 | 48"x48" \_ Tabil 120x280 | 48"x110"



# Brechialunar

Pavimento | Porcelánico | Rectificado | Polimat  
Floor Tile | Porcelain | Rectified | Polimat

## COLORES | COLOURS



brechialunar azurro

## FORMATOS DISPONIBLES | AVAILABLE SIZE



120x120  
± 10,2mm



60x120  
± 10,5mm

## PIEZAS ESPECIALES | SPECIAL PIECES

PELDAÑOS Y RODAPIES TÉCNICOS  
Ver última página  
TECHNICAL STEPS AND SKIRTING  
See last page

## VARIACIÓN GRÁFICA | SHADE VARIATION



## CARACTERÍSTICAS TÉCNICAS | TECHNICAL SPECIFICATIONS



| PACKING   PACKING |            | Faces | Rec. | Cod. Pulido | Cod. Mate | Cod. Polimat | Pc/Cj | M2/Cj | Cj/PI | M2/PI | Kg/Cj | Kg/PI   |
|-------------------|------------|-------|------|-------------|-----------|--------------|-------|-------|-------|-------|-------|---------|
| 60x120 (24"x48")  | Gr.Polimat | 8     | •    | -           | -         | MP750        | 2     | 1,44  | 32    | 46,08 | 34,25 | 1121    |
| 120x120 (48"x48") | Gr.Polimat | 4     | •    | -           | -         | MP755        | 1     | 1,44  | 36    | 51,84 | 34,36 | 1276,96 |

Brechialunar 60x120 | 24"x48" \_ Dakaris nut 20x120 | 18"x48"

# Bruce

**FORMATOS** 3 SIZE  
**COLORES** 1 COLOURS  
**ACABADOS** 2 FINISHES



Bruce matt 120x120 | 48"x48"



# Bruce

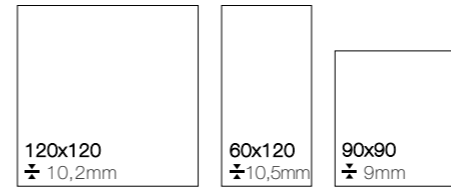
Pavimento | Porcelánico | Rectificado | Pulido | Mate  
Floor Tile | Porcelain | Rectified | Polished | Matt

## COLORES | COLOURS



bruce

## FORMATOS DISPONIBLES | AVAILABLE SIZE



120x120  
± 10,2mm

60x120  
± 10,5mm

90x90  
± 9mm

## PIEZAS ESPECIALES | SPECIAL PIECES

PELDAÑOS Y RODAPIES TÉCNICOS  
Ver última página  
TECHNICAL STEPS AND SKIRTING  
See last page

## VARIACIÓN GRÁFICA | SHADE VARIATION



## CARACTERÍSTICAS TÉCNICAS | TECHNICAL SPECIFICATIONS



| PACKING   PACKING | Faces | Rec. | Cod. Pulido | Cod. Mate | Cod. Polimat | Pc/Cj | M2/Cj | Cj/PI | M2/PI | Kg/Cj | Kg/PI |         |
|-------------------|-------|------|-------------|-----------|--------------|-------|-------|-------|-------|-------|-------|---------|
| 90x90 (36"x36")   | Por.  | 11   | ·           | MP204     | MP207        | -     | 2     | 1,62  | 32    | 51,84 | 33    | 1081    |
| 60x120 (24"x48")  | Por.  | 11   | ·           | MP323     | MP320        | -     | 2     | 1,44  | 32    | 46,08 | 34,25 | 1121    |
| 120x120 (48"x48") | Por.  | 7    | ·           | MP333     | MP330        | -     | 1     | 1,44  | 36    | 51,84 | 34,36 | 1276,96 |

Bruce 60x120 | 24"x48" \_ Fanlo haya 23x120 | 10"x48"

# Bután

**FORMATOS 3** SIZE  
**COLORES 3** COLOURS  
**ACABADOS 1** FINISHES



Bután perla 90x90 | 36"x36" \_ 120x120 | 48"x48"



Bután marfil 120x120 | 48"x48"



# Bután

Pavimento | Porcelánico | Rectificado | Pulido  
Floor Tile | Porcelain | Rectified | Polished

## COLORES | COLOURS

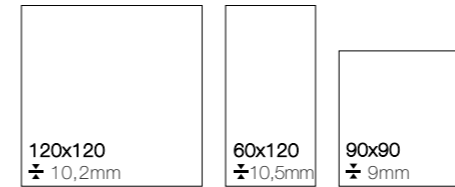


bután marfil

bután perla

bután gris

## FORMATOS DISPONIBLES | AVAILABLE SIZE



## PIEZAS ESPECIALES | SPECIAL PIECES

PELDAÑOS Y RODAPIES TÉCNICOS  
Ver última página  
TECHNICAL STEPS AND SKIRTING  
See last page

## VARIACIÓN GRÁFICA | SHADE VARIATION



## CARACTERÍSTICAS TÉCNICAS | TECHNICAL SPECIFICATIONS



| PACKING   PACKING | Faces | Rec. | Cod. Pulido | Cod. Mate | Cod. Polimat | Pc/Cj | M2/Cj | Cj/PI | M2/PI | Kg/Cj | Kg/PI |         |
|-------------------|-------|------|-------------|-----------|--------------|-------|-------|-------|-------|-------|-------|---------|
| 90x90 (36"x36")   | Por.  | 14   | •           | MP204     | -            | -     | 2     | 1,62  | 32    | 51,84 | 33    | 1081    |
| 60x120 (24"x48")  | Por.  | 14   | •           | MP323     | -            | -     | 2     | 1,44  | 32    | 46,08 | 34,25 | 1121    |
| 120x120 (48"x48") | Por.  | 9    | •           | MP333     | -            | -     | 1     | 1,44  | 36    | 51,84 | 34,36 | 1276,96 |

# Christy

**FORMATOS** 2 SIZE  
**COLORES** 2 COLOURS  
**ACABADOS** 1 FINISHES



Christy blanco 120x120 | 48"x48" \_ Christy blanco 60x120 | 24"x48"



Christy marfil 120x120 | 48"x48"



# Christy

Pavimento | Porcelánico | Rectificado | Sugar Lappato  
Floor Tile | Porcelain | Rectified | Sugar Lappato

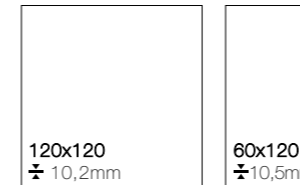
## COLORES | COLOURS



christy blanco

christy marfil

## FORMATOS DISPONIBLES | AVAILABLE SIZE



## PIEZAS ESPECIALES | SPECIAL PIECES

PELDAÑOS Y RODAPIES TÉCNICOS  
Ver última página  
TECHNICAL STEPS AND SKIRTING  
See last page

## VARIACIÓN GRÁFICA | SHADE VARIATION



## CARACTERÍSTICAS TÉCNICAS | TECHNICAL SPECIFICATIONS



| PACKING   PACKING |               | Faces | Rec. | Cod. Pulido | Cod. Mate | Cod. Lappato | Pc/Cj | M2/Cj | Cj/PI | M2/PI | Kg/Cj | Kg/PI   |
|-------------------|---------------|-------|------|-------------|-----------|--------------|-------|-------|-------|-------|-------|---------|
| 60x120 (24"x48")  | Sugar Lappato | 16    | ·    | -           | -         | MP321        | 2     | 1,44  | 32    | 46,08 | 34,25 | 1121    |
| 120x120 (48"x48") | Sugar Lappato | 8     | ·    | -           | -         | MP331        | 1     | 1,44  | 36    | 51,84 | 34,36 | 1276,96 |

# Clarke

**FORMATOS** 3 SIZE  
**COLORES** 2 COLOURS  
**ACABADOS** 2 FINISHES



Clarke white 60x120 | 24"x48" \_ 120x120 | 48"x48"




Clarke bone matt 60x120 | 24"x48"



# Clarke

Pavimento | Porcelánico | Rectificado | Pulido | Mate  
Floor Tile | Porcelain | Rectified | Polished | Matt

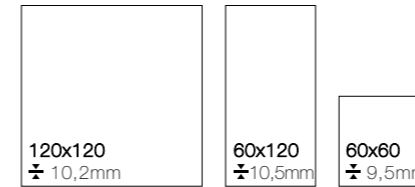
## COLORES | COLOURS



clarke white

clarke bone

## FORMATOS DISPONIBLES | AVAILABLE SIZE



## PIEZAS ESPECIALES | SPECIAL PIECES

PELDAÑOS Y RODAPIES TÉCNICOS  
Ver última página  
TECHNICAL STEPS AND SKIRTING  
See last page

## VARIACIÓN GRÁFICA | SHADE VARIATION



## CARACTERÍSTICAS TÉCNICAS | TECHNICAL SPECIFICATIONS



| PACKING   PACKING | Faces | Rec. | Cod. Pulido | Cod. Mate | Cod. Polimat | Pc/Cj | M2/Cj | Cj/PI | M2/PI | Kg/Cj | Kg/PI |         |
|-------------------|-------|------|-------------|-----------|--------------|-------|-------|-------|-------|-------|-------|---------|
| 60x60 (24"x24")   | Por.  | 24   | ·           | MP174     | MP175        | -     | 4     | 1,44  | 30    | 43,2  | 30    | 920     |
| 60x120 (24"x48")  | Por.  | 12   | ·           | MP323     | MP320        | -     | 2     | 1,44  | 32    | 46,08 | 34,25 | 1121    |
| 120x120 (48"x48") | Por.  | 6    | ·           | MP333     | MP330        | -     | 1     | 1,44  | 36    | 51,84 | 34,36 | 1276,96 |

# Clarke shine

**FORMATOS** 2 SIZE  
**COLORES** 2 COLOURS  
**ACABADOS** 1 FINISHES




Clarke shine bone 120x120 | 48"x48"



# Clarke shine

Pavimento | Porcelánico | Rectificado | Sugar Lappato  
 Floor Tile | Porcelain | Rectified | Sugar Lappato

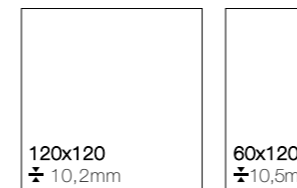
## COLORES | COLOURS



clarke shine white

clarke shine bone

## FORMATOS DISPONIBLES | AVAILABLE SIZE



120x120  
± 10,2mm

60x120  
± 10,5mm

## PIEZAS ESPECIALES | SPECIAL PIECES

PELDAÑOS Y RODAPIES TÉCNICOS  
 Ver última página  
 TECHNICAL STEPS AND SKIRTING  
 See last page

## VARIACIÓN GRÁFICA | SHADE VARIATION



## CARACTERÍSTICAS TÉCNICAS | TECHNICAL SPECIFICATIONS




| PACKING   PACKING |               | Faces | Rec. | Cod. Pulido | Cod. Mate | Cod. Lappato | Pc/Cj | M2/Cj | Cj/PI | M2/PI | Kg/Cj | Kg/PI |
|-------------------|---------------|-------|------|-------------|-----------|--------------|-------|-------|-------|-------|-------|-------|
| 60x120 (24"x48")  | Sugar Lappato | 12    | ·    | -           | -         | MP321        | 2     | 1,44  | 32    | 46,08 | 34,25 | 1121  |
| 120x120 (48"x48") | Sugar Lappato | 6     | ·    | -           | -         | MP331        | 1     | 1,44  | 36    | 51,84 | 35    | 1300  |

Clarke shine white 120x120 | 48"x48"

# Clothy

**FORMATOS** 2 SIZE  
**COLORES** 3 COLOURS  
**ACABADOS** 1 FINISHES



Clothy natural 60x120 | 24"x48" \_ 120x120 | 48"x48"



Clothy marfil 120x120 | 48"x48" \_ Clothy marfil 60x120 | 24"x48"



# Clothy

Pavimento | Porcelánico | Rectificado | Pulido  
Floor Tile | Porcelain | Rectified | Polished

## COLORES | COLOURS

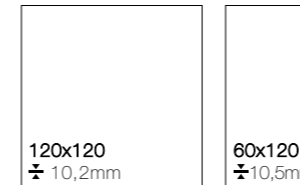


clothy perla

clothy marfil

clothy natural

## FORMATOS DISPONIBLES | AVAILABLE SIZE



120x120  
± 10,2mm

60x120  
± 10,5mm

## PIEZAS ESPECIALES | SPECIAL PIECES

PELDAÑOS Y RODAPIES TÉCNICOS  
Ver última página  
TECHNICAL STEPS AND SKIRTING  
See last page

## VARIACIÓN GRÁFICA | SHADE VARIATION



## CARACTERÍSTICAS TÉCNICAS | TECHNICAL SPECIFICATIONS



| PACKING   PACKING |      | Faces | Rec. | Cod. Pulido | Cod. Mate | Cod. Polimat | Pc/Cj | M2/Cj | Cj/PI | M2/PI | Kg/Cj | Kg/PI   |
|-------------------|------|-------|------|-------------|-----------|--------------|-------|-------|-------|-------|-------|---------|
| 60x120 (24"x48")  | Por. | 12    | ·    | MP323       | -         | -            | 2     | 1,44  | 32    | 46,08 | 34,25 | 1121    |
| 120x120 (48"x48") | Por. | 6     | ·    | MP333       | -         | -            | 1     | 1,44  | 36    | 51,84 | 34,36 | 1276,96 |

# Discover

**FORMATOS** 5 SIZE  
**COLORES** 2 COLOURS  
**ACABADOS** 2 FINISHES



Discover blanco 160x160 | 63"x63"



# Discover

Pavimento | Porcelánico | Rectificado | Pulido | Mate  
Floor Tile | Porcelain | Rectified | Polished | Matt

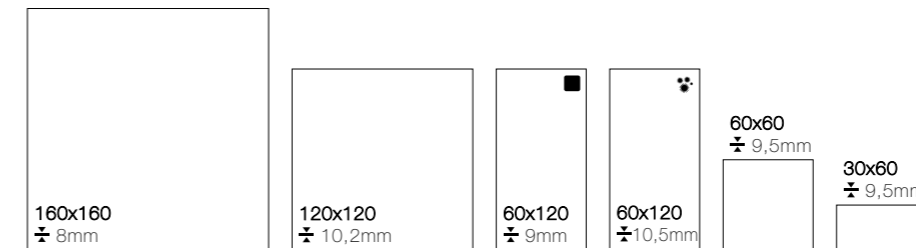
## COLORES | COLOURS



discover blanco

discover crema

## FORMATOS DISPONIBLES | AVAILABLE SIZE



## PIEZAS ESPECIALES | SPECIAL PIECES

PELDAÑOS Y RODAPIES TÉCNICOS  
Ver última página  
TECHNICAL STEPS AND SKIRTING  
See last page

## VARIACIÓN GRÁFICA | SHADE VARIATION



## CARACTERÍSTICAS TÉCNICAS | TECHNICAL SPECIFICATIONS



| PACKING   PACKING |      | Faces | Rec. | Cod. Pulido | Cod. Mate | Cod. Polimat | Pc/Cj | M2/Cj | Cj/Pl | M2/Pl | Kg/Cj | Kg/Pl   |
|-------------------|------|-------|------|-------------|-----------|--------------|-------|-------|-------|-------|-------|---------|
| 30x60 (12"x24")   | Por. | 32    | ·    | MP124       | MP126     | -            | 6     | 1,08  | 48    | 51,84 | 23,6  | 1152,8  |
| 60x60 (24"x24")   | Por. | 28    | ·    | MP174       | MP175     | -            | 4     | 1,44  | 30    | 43,2  | 30    | 920     |
| 60x120 (24"x48")  | Por. | 14    | ·    | MP323       | -         | -            | 2     | 1,44  | 32    | 46,08 | 34,25 | 1121    |
| 60x120 (24"x48")  | Por. | 14    | ·    | -           | MP328     | -            | 2     | 1,44  | 36    | 51,84 | 28,62 | 1055    |
| 120x120 (48"x48") | Por. | 7     | ·    | MP333       | MP330     | -            | 1     | 1,44  | 36    | 51,84 | 34,36 | 1276,96 |
| 160x160 (63"x63") | Por. | 6     | ·    | MP810       | MP800     | -            | 1     | 2,56  | 20    | 51,20 | 48,62 | 1062,40 |

Discover crema 60x120 | 24"x48" \_ Montano natural 20x120 | 8"x48"

# Elder

**FORMATOS** 3 SIZE  
**COLORES** 4 COLOURS  
**ACABADOS** 2 FINISHES



Elder taupe 60x120 | 24"x48" \_ Elder taupe 120x120 | 48"x48"



Elder gris 120x120 | 48"x48"



# Elder

Pavimento | Porcelánico | Rectificado | Pulido | Mate  
Floor Tile | Porcelain | Rectified | Polished | Matt

## COLORES | COLOURS



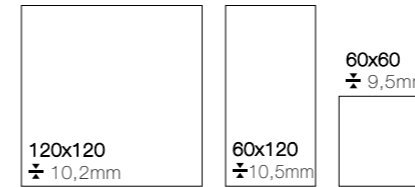
elder marfil

elder perla

elder taupe

elder gris

## FORMATOS DISPONIBLES | AVAILABLE SIZE



## PIEZAS ESPECIALES | SPECIAL PIECES

PELDAÑOS Y RODAPIES TÉCNICOS  
Ver última página  
TECHNICAL STEPS AND SKIRTING  
See last page

## VARIACIÓN GRÁFICA | SHADE VARIATION



## CARACTERÍSTICAS TÉCNICAS | TECHNICAL SPECIFICATIONS



| PACKING   PACKING | Faces | Rec. | Cod. Pulido | Cod. Mate | Cod. Polimat | Pc/Cj | M2/Cj | Cj/PI | M2/PI | Kg/Cj | Kg/PI |         |
|-------------------|-------|------|-------------|-----------|--------------|-------|-------|-------|-------|-------|-------|---------|
| 60x60 (24"x24")   | Por.  | 24   | ·           | MP174     | MP175        | -     | 4     | 1,44  | 30    | 43,2  | 30    | 920     |
| 60x120 (24"x48")  | Por.  | 12   | ·           | MP323     | MP320        | -     | 2     | 1,44  | 32    | 46,08 | 34,25 | 1121    |
| 120x120 (48"x48") | Por.  | 6    | ·           | MP333     | MP330        | -     | 1     | 1,44  | 36    | 51,84 | 34,36 | 1276,96 |

# Garner

**FORMATOS** 8 SIZE  
**COLORES** 2 COLOURS  
**ACABADOS** 2 FINISHES



Garner white polished 160x160 | 63"x63"



Garner ivory 120x120 | 48"x48" \_ Garner ivory 60x120 | 24"x48"

COLORES | COLOURS



garner white

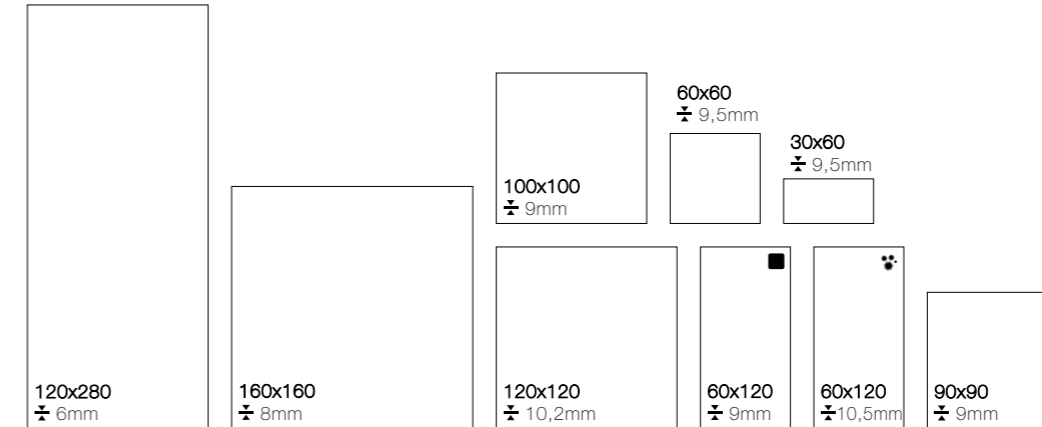
garner ivory



# Garner

Pavimento | Porcelánico | Rectificado | Pulido | Mate  
Floor Tile | Porcelain | Rectified | Polished | Matt

FORMATOS DISPONIBLES | AVAILABLE SIZE



OTRAS TIPOLOGÍAS  
OTHER TYPOLOGIES

REV. PASTA ROJA | RED BODY WALL TILE  
33x55

PIEZAS ESPECIALES | SPECIAL PIECES

PELDAÑOS Y RODAPIÉS TÉCNICOS  
Ver última página  
TECHNICAL STEPS AND SKIRTING  
See last page

VARIACIÓN GRÁFICA | SHADE VARIATION



CARACTERÍSTICAS TÉCNICAS | TECHNICAL SPECIFICATIONS



| PACKING   PACKING  | Faces | Rec. | Cod. Pulido | Cod. Mate | Cod. Polimat | Pc/Cj | M2/Cj | Cj/Pl | M2/Pl | Kg/Cj | Kg/Pl |         |
|--------------------|-------|------|-------------|-----------|--------------|-------|-------|-------|-------|-------|-------|---------|
| 30x60 (12"x24")    | Por.  | 48   | ·           | MP124     | MP126        | -     | 6     | 1,08  | 48    | 51,84 | 23,6  | 1152,8  |
| 60x60 (24"x24")    | Por.  | 28   | ·           | MP174     | MP175        | -     | 4     | 1,44  | 30    | 43,2  | 30    | 920     |
| 60x120 (24"x48")   | Por.  | 14   | ·           | -         | MP328        | -     | 2     | 1,44  | 36    | 51,84 | 28,62 | 1055,32 |
| 60x120 (24"x48")   | Por.  | 14   | ·           | MP323     | -            | -     | 2     | 1,44  | 32    | 46,08 | 34,25 | 1121    |
| 90x90 (36"x36")    | Por.  | 12   | ·           | MP204     | MP207        | -     | 2     | 1,62  | 32    | 51,84 | 33    | 1081    |
| 100x100 (39"x39")  | Por.  | 7    | ·           | -         | MP600        | -     | 2     | 2     | 27    | 54    | 41,15 | 1133,05 |
| 120x120 (48"x48")  | Por.  | 7    | ·           | MP333     | MP330        | -     | 1     | 1,44  | 36    | 51,84 | 34,36 | 1276,96 |
| 160x160 (63"x63")  | Por.  | 6    | ·           | MP810     | MP800        | -     | 1     | 2,56  | 20    | 51,20 | 48,62 | 1062,9  |
| 120x280 (48"x110") | Por.  | 3    | ·           | MP910     | MP900        | -     | 1     | 3,36  | 20    | 67,2  | 52    | 1140    |



# Garner shine

Pavimento | Porcelánico | Rectificado | Sugar Lappato  
 Floor Tile | Porcelain | Rectified | Sugar Lappato

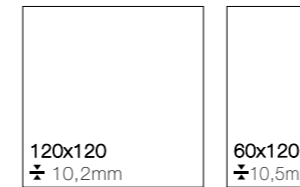
## COLORES | COLOURS



garner shine white

garner shine ivory

## FORMATOS DISPONIBLES | AVAILABLE SIZE



120x120  
± 10,2mm

60x120  
± 10,5mm


## OTRAS TIPOLOGÍAS OTHER TYPOLOGIES

REV. PASTA ROJA | RED BODY WALL TILE  
 33x55

## PIEZAS ESPECIALES | SPECIAL PIECES

PELDAÑOS Y RODAPIES TÉCNICOS  
 Ver última página  
 TECHNICAL STEPS AND SKIRTING  
 See last page

## VARIACIÓN GRÁFICA | SHADE VARIATION



## CARACTERÍSTICAS TÉCNICAS | TECHNICAL SPECIFICATIONS



| PACKING   PACKING |               | Faces | Rec. | Cod. Pulido | Cod. Mate | Cod. Lappato | Pc/Cj | M2/Cj | Cj/PI | M2/PI | Kg/Cj | Kg/PI   |
|-------------------|---------------|-------|------|-------------|-----------|--------------|-------|-------|-------|-------|-------|---------|
| 60x120 (24"x48")  | Sugar Lappato | 12    | ·    | -           | -         | MP321        | 2     | 1,44  | 32    | 46,08 | 34,25 | 1121    |
| 120x120 (48"x48") | Sugar Lappato | 6     | ·    | -           | -         | MP331        | 1     | 1,44  | 36    | 51,84 | 34,36 | 1276,96 |

Garner shine ivory 120x120 | 48"x48" \_ Garner shine ivory 60x120 | 24"x48"

# Givet

**FORMATOS** 1 SIZE  
**COLORES** 4 COLOURS  
**ACABADOS** 1 FINISHES



Givet grey 60x120 | 24"x48" \_ Ziro gris 120x120 | 24"x48"



# Givet

Pavimento | Porcelánico | Rectificado | Metallic Lappato  
 Floor Tile | Porcelain | Rectified | Metallic Lappato

## COLORES | COLOURS



givet yellow



givet pink




givet grey



givet green

## FORMATOS DISPONIBLES | AVAILABLE SIZE



60x120  
±10,5mm

30x30 (10x10)  
P188

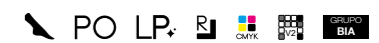
## PIEZAS ESPECIALES | SPECIAL PIECES

PELDAÑOS Y RODAPIES TÉCNICOS  
 Ver última página  
 TECHNICAL STEPS AND SKIRTING  
 See last page

## VARIACIÓN GRÁFICA | SHADE VARIATION



## CARACTERÍSTICAS TÉCNICAS | TECHNICAL SPECIFICATIONS



| PACKING   PACKING |                  | Faces | Rec. | Cod. Pulido | Cod. Mate | Cod. Lappato | Pc/Cj | M2/Cj | Cj/PI | M2/PI | Kg/Cj | Kg/PI |
|-------------------|------------------|-------|------|-------------|-----------|--------------|-------|-------|-------|-------|-------|-------|
| 60x120 (24"x48")  | Metallic Lappato | 7     | ·    | -           | -         | MP321        | 2     | 1,44  | 32    | 46,08 | 34,25 | 1121  |

Givet yellow 60x120 | 24"x48" \_ Ziro crema 120x120 | 48"x48"

# Golden

**FORMATOS** 4 SIZE  
**COLORES** 1 COLOURS  
**ACABADOS** 2 FINISHES



Golden 90x90 | 36"x36"



Golden 60x120 | 24"x48" \_ 120x120 | 48"x48"



# Golden

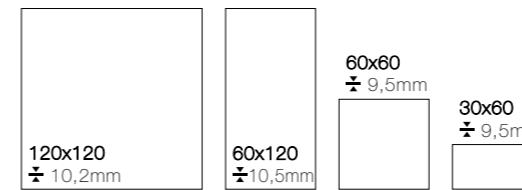
Pavimento | Porcelánico | Rectificado | Pulido | Mate  
Floor Tile | Porcelain | Rectified | Polished | Matt

## COLORES | COLOURS



golden

## FORMATOS DISPONIBLES | AVAILABLE SIZE



## PIEZAS ESPECIALES | SPECIAL PIECES

PELDAÑOS Y RODAPIES TÉCNICOS  
Ver última página  
TECHNICAL STEPS AND SKIRTING  
See last page

## VARIACIÓN GRÁFICA | SHADE VARIATION



## CARACTERÍSTICAS TÉCNICAS | TECHNICAL SPECIFICATIONS



| PACKING   PACKING |      | Faces | Rec. | Cod. Pulido | Cod. Mate | Cod. Polimat | Pc/Cj | M2/Cj | Cj/PI | M2/PI | Kg/Cj | Kg/PI   |
|-------------------|------|-------|------|-------------|-----------|--------------|-------|-------|-------|-------|-------|---------|
| 30x60 (12"x24")   | Por. | 28    | ·    | MP124       | MP126     | -            | 6     | 1,08  | 48    | 51,84 | 23,6  | 1152,8  |
| 60x60 (24"x24")   | Por. | 14    | ·    | MP174       | MP175     | -            | 4     | 1,44  | 30    | 43,2  | 30    | 920     |
| 60x120 (24"x48")  | Por. | 14    | ·    | MP323       | MP320     | -            | 2     | 1,44  | 32    | 46,08 | 34,25 | 1121    |
| 120x120 (48"x48") | Por. | 7     | ·    | MP333       | MP330     | -            | 1     | 1,44  | 36    | 51,84 | 34,36 | 1276,96 |

# Kea

**FORMATOS 3** SIZE  
**COLORES 2** COLOURS  
**ACABADOS 3** FINISHES



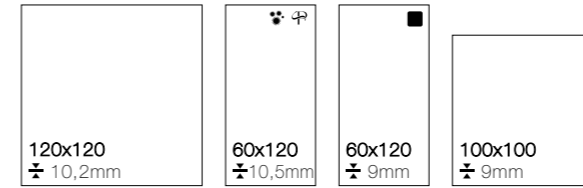
Kea blanco matt 60x120 | 24"x48" \_ 120x120 | 48"x48"



# Kea

Pavimento | Porcelánico | Rectificado | Polimat | Pulido | Mate  
Floor Tile | Porcelain | Rectified | Polimat | Polished | Matt

### FORMATOS DISPONIBLES | AVAILABLE SIZE




### OTRAS TIPOLOGÍAS OTHER TYPOLOGIES

REV. PASTA BLANCA | WHITE BODY WALL TILE  
30x90

### PIEZAS ESPECIALES | SPECIAL PIECES

PELDAÑOS Y RODAPIES TÉCNICOS  
Ver última página  
TECHNICAL STEPS AND SKIRTING  
See last page

### VARIACIÓN GRÁFICA | SHADE VARIATION



### CARACTERÍSTICAS TÉCNICAS | TECHNICAL SPECIFICATIONS



| PACKING   PACKING    |      | Faces | Rec. | Cod. Pulido | Cod. Mate | Cod. Polimat | Pc/Cj | M2/Cj | Cj/PI | M2/PI | Kg/Cj | Kg/PI |
|----------------------|------|-------|------|-------------|-----------|--------------|-------|-------|-------|-------|-------|-------|
| 100x100 (39"x39")    | Por. | 9     | ·    | -           | MP600     | -            | 2     | 2     | 27    | 54    | 41,15 | 1133  |
| 60x120 (24"x48")     | Por. | 18    | ·    | -           | MP328     | -            | 2     | 1,44  | 36    | 51,84 | 28,62 | 1055  |
| 60x120 (24"x48")     | Por. | 18    | ·    | MP323       | -         | MP326        | 2     | 1,44  | 32    | 46,08 | 34,25 | 1121  |
| 60x120 RLV (24"x48") | Por. | 18    | ·    | -           | MP183     | -            | 2     | 1,44  | 36    | 51,84 | 28,62 | 1055  |
| 120x120 (48"x48")    | Por. | 9     | ·    | MP333       | MP330     | MP500        | 1     | 1,44  | 36    | 51,84 | 34,36 | 1277  |

### COLORES | COLOURS



kea blanco kea crema



riv kea blanco riv kea crema

Riv Kea crema \_ Kea crema matt 60x120 | 24"x48" \_ 120x120 / 48"x48"

# Lance

**FORMATOS 6** SIZE  
**COLORES 1** COLOURS  
**ACABADOS 2** FINISHES



Lance 100x100 | 39"x39"



Lance pulido 120x120 | 48"x48" \_ 60x120 | 24"x48"



# Lance

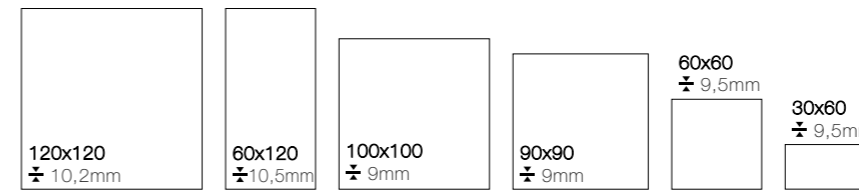
Pavimento | Porcelánico | Rectificado | Pulido | Mate  
Floor Tile | Porcelain | Rectified | Polished | Matt

## COLORES | COLOURS



lance

## FORMATOS DISPONIBLES | AVAILABLE SIZE



## PIEZAS ESPECIALES | SPECIAL PIECES

PELDAÑOS Y RODAPIÉS TÉCNICOS  
Ver última página  
TECHNICAL STEPS AND SKIRTING  
See last page

## VARIACIÓN GRÁFICA | SHADE VARIATION



## CARACTERÍSTICAS TÉCNICAS | TECHNICAL SPECIFICATIONS



| PACKING   PACKING |      | Faces | Rec. | Cod. Pulido | Cod. Mate | Cod. Polimat | Pc/Cj | M2/Cj | Cj/Pl | M2/Pl | Kg/Cj | Kg/Pl   |
|-------------------|------|-------|------|-------------|-----------|--------------|-------|-------|-------|-------|-------|---------|
| 30x60 (12"x24")   | Por. | 30    | ·    | MP124       | MP126     | -            | 6     | 1,08  | 48    | 51,84 | 23,6  | 1152,8  |
| 60x60 (24"x24")   | Por. | 15    | ·    | MP174       | MP175     | -            | 4     | 1,44  | 30    | 43,2  | 30    | 920     |
| 90x90 (36"x36")   | Por. | 11    | ·    | MP204       | MP207     | -            | 2     | 1,62  | 32    | 51,84 | 33    | 1081    |
| 60x120 (24"x48")  | Por. | 11    | ·    | MP323       | MP320     | -            | 2     | 1,44  | 32    | 46,08 | 34,25 | 1121    |
| 100x100 (39"x39") | Por. | 7     | ·    | -           | MP600     | -            | 2     | 2     | 27    | 54    | 41,15 | 1133,05 |
| 120x120 (48"x48") | Por. | 7     | ·    | MP333       | MP330     | -            | 1     | 1,44  | 36    | 51,84 | 34,36 | 1276,96 |

# Limasol

**FORMATOS** 2 SIZE  
**COLORES** 3 COLOURS  
**ACABADOS** 3 FINISHES



Limasol pearl matt 120x120 | 48"x48"



Limasol sand matt 120x120 | 48"x48"



# Limasol

Pavimento | Porcelánico | Rectificado | Polimat | Pulido | Mate  
Floor Tile | Porcelain | Rectified | Polimat | Polished | Matt

## COLORES | COLOURS

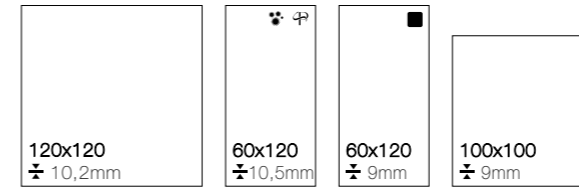


limasol sand

limasol pearl

limasol grey

## FORMATOS DISPONIBLES | AVAILABLE SIZE



120x120  
± 10,2mm

60x120  
± 10,5mm

60x120  
± 9mm

100x100  
± 9mm

## PIEZAS ESPECIALES | SPECIAL PIECES

PELDAÑOS Y RODAPIES TÉCNICOS  
Ver última página  
TECHNICAL STEPS AND SKIRTING  
See last page

## VARIACIÓN GRÁFICA | SHADE VARIATION



## CARACTERÍSTICAS TÉCNICAS | TECHNICAL SPECIFICATIONS



| PACKING   PACKING |      | Faces | Rec. | Cod. Pulido | Cod. Mate | Cod. Polimat | Pc/Cj | M2/Cj | Cj/PI | M2/PI | Kg/Cj | Kg/PI |
|-------------------|------|-------|------|-------------|-----------|--------------|-------|-------|-------|-------|-------|-------|
| 100x100 (39"x39") | Por. | 5     | ·    | -           | MP600     | -            | 2     | 2     | 27    | 54    | 41,15 | 1133  |
| 60x120 (24"x48")  | Por. | 10    | ·    | -           | MP328     | -            | 2     | 1,44  | 36    | 51,84 | 28,62 | 1055  |
| 60x120 (24"x48")  | Por. | 10    | ·    | MP323       | -         | MP326        | 2     | 1,44  | 32    | 46,08 | 34,25 | 1121  |
| 120x120 (48"x48") | Por. | 5     | ·    | MP333       | MP330     | MP500        | 1     | 1,44  | 36    | 51,84 | 34,36 | 1276  |

# Lugano

**FORMATOS** 3 SIZE  
**COLORES** 1 COLOURS  
**ACABADOS** 3 FINISHES



Lugano marfil pulido 60x120 | 24"x48"



Lugano marfil polimat 60x120 | 24"x48"



# Lugano

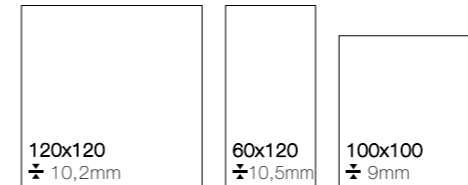
Pavimento | Porcelánico | Rectificado | Polimat | Pulido | Mate  
Floor Tile | Porcelain | Rectified | Polimat | Polished | Matt

## COLORES | COLOURS



lugano marfil


## FORMATOS DISPONIBLES | AVAILABLE SIZE



## PIEZAS ESPECIALES | SPECIAL PIECES

PELDAÑOS Y RODAPIES TÉCNICOS  
Ver última página  
TECHNICAL STEPS AND SKIRTING  
See last page

## VARIACIÓN GRÁFICA | SHADE VARIATION



## CARACTERÍSTICAS TÉCNICAS | TECHNICAL SPECIFICATIONS



| PACKING   PACKING | Faces | Rec. | Cod. Pulido | Cod. Mate | Cod. Polimat | Pc/Cj | M2/Cj | Cj/PI | M2/PI | Kg/Cj | Kg/PI   |
|-------------------|-------|------|-------------|-----------|--------------|-------|-------|-------|-------|-------|---------|
| 60x120 (24"x48")  | Por.  | 6    | MP323       | -         | MP326        | 2     | 1,44  | 32    | 46,08 | 34,25 | 1121    |
| 100x100 (39"x39") | Por.  | 4    | -           | MP600     | -            | 2     | 2     | 27    | 54    | 41,15 | 1133,05 |
| 120x120 (48"x48") | Por.  | 4    | MP333       | -         | MP500        | 1     | 1,44  | 36    | 51,84 | 34,36 | 1276,96 |

# Orix

**FORMATOS** 2 SIZE  
**COLORES** 2 COLOURS  
**ACABADOS** 1 FINISHES





Orix marfil 120x120 | 48"x48"



# Orix

Pavimento | Porcelánico | Rectificado | Pulido  
Floor Tile | Porcelain | Rectified | Polished

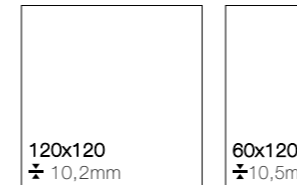
## COLORES | COLOURS



orix marfil

orix perla

## FORMATOS DISPONIBLES | AVAILABLE SIZE



120x120  
± 10,2mm

60x120  
± 10,5mm

## PIEZAS ESPECIALES | SPECIAL PIECES

PELDAÑOS Y RODAPIES TÉCNICOS  
Ver última página  
TECHNICAL STEPS AND SKIRTING  
See last page

## VARIACIÓN GRÁFICA | SHADE VARIATION



## CARACTERÍSTICAS TÉCNICAS | TECHNICAL SPECIFICATIONS



| PACKING   PACKING |      | Faces | Rec. | Cod. Pulido | Cod. Mate | Cod. Polimat | Pc/Cj | M2/Cj | Cj/PI | M2/PI | Kg/Cj | Kg/PI   |
|-------------------|------|-------|------|-------------|-----------|--------------|-------|-------|-------|-------|-------|---------|
| 60x120 (24"x48")  | Por. | 16    | ·    | MP323       | -         | -            | 2     | 1,44  | 32    | 46,08 | 34,25 | 1121    |
| 120x120 (48"x48") | Por. | 8     | ·    | MP333       | -         | -            | 1     | 1,44  | 36    | 51,84 | 36    | 1276,96 |

# Piazza

**FORMATOS** 2 SIZE  
**COLORES** 2 COLOURS  
**ACABADOS** 2 FINISHES



Piazza pol polar 120x120 | 48"x48"



Piazza matt arena 120x120 | 48"x48"



# Piazza

Pavimento | Porcelánico | Rectificado | Mate | Pulido  
Floor Tile | Porcelain | Rectified | Matt | Polished

## COLORES | COLOURS



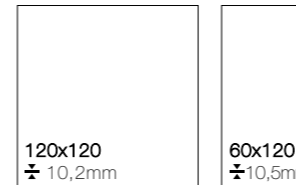
piazza polar

piazza arena

## OTRAS TIPOLOGÍAS OTHER TYPOLOGIES

20MM ESPESORADO | 20MM THICKNESS  
60x90

## FORMATOS DISPONIBLES | AVAILABLE SIZE



120x120  
± 10,2mm

60x120  
± 10,5mm

## PIEZAS ESPECIALES | SPECIAL PIECES

PELDAÑOS Y RODAPIES TÉCNICOS  
Ver última página  
TECHNICAL STEPS AND SKIRTING  
See last page

## VARIACIÓN GRÁFICA | SHADE VARIATION



## CARACTERÍSTICAS TÉCNICAS | TECHNICAL SPECIFICATIONS



| PACKING   PACKING | Faces | Rec. | Cod. Pulido | Cod. Mate | Cod. Polimat | Pc/Cj | M2/Cj | Cj/PI | M2/PI | Kg/Cj | Kg/PI   |
|-------------------|-------|------|-------------|-----------|--------------|-------|-------|-------|-------|-------|---------|
| 60x120 (24"x48")  | Por.  | 14   | MP323       | MP320     | -            | 2     | 1,44  | 32    | 46,08 | 34,25 | 1121    |
| 120x120 (48"x48") | Por.  | 7    | MP333       | MP330     | -            | 1     | 1,44  | 36    | 51,84 | 34,36 | 1276,96 |

# Pulsar

**FORMATOS** 3 SIZE  
**COLORES** 3 COLOURS  
**ACABADOS** 1 FINISHES



Pulsar marfil 120x120 | 48"x48"



Pulsar gris 60x120 | 24"x48"



# Pulsar

Pavimento | Porcelánico | Rectificado | Pulido  
Floor Tile | Porcelain | Rectified | Polished


## COLORES | COLOURS



pulsar marfil



pulsar perla



pulsar gris

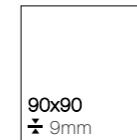
## FORMATOS DISPONIBLES | AVAILABLE SIZE



120x120  
± 10,2mm



60x120  
± 10,5mm




90x90  
± 9mm

## PIEZAS ESPECIALES | SPECIAL PIECES

PELDAÑOS Y RODAPIES TÉCNICOS  
Ver última página  
TECHNICAL STEPS AND SKIRTING  
See last page

## VARIACIÓN GRÁFICA | SHADE VARIATION



## CARACTERÍSTICAS TÉCNICAS | TECHNICAL SPECIFICATIONS



| PACKING   PACKING | Faces | Rec. | Cod. Pulido | Cod. Mate | Cod. Polimat | Pc/Cj | M2/Cj | Cj/Pl | M2/Pl | Kg/Cj | Kg/Pl |         |
|-------------------|-------|------|-------------|-----------|--------------|-------|-------|-------|-------|-------|-------|---------|
| 90x90 (36"x36")   | Por.  | 10   | ·           | MP204     | -            | -     | 2     | 1,62  | 32    | 51,84 | 33    | 1081    |
| 60x120 (24"x48")  | Por.  | 14   | ·           | MP323     | -            | -     | 2     | 1,44  | 32    | 46,08 | 34,25 | 1121    |
| 120x120 (48"x48") | Por.  | 7    | ·           | MP333     | -            | -     | 1     | 1,44  | 36    | 51,84 | 34,36 | 1276,96 |

# Strom

FORMATOS 3 SIZE  
COLORES 1 COLOURS  
ACABADOS 1 FINISHES



Strom 120x120 | 48"x48"



# Strom

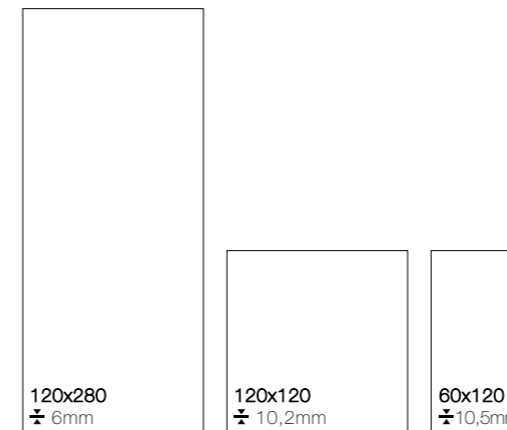
Pavimento | Porcelánico | Rectificado | Granilla Pulida  
Floor Tile | Porcelain | Rectified | Highly Polished

## COLORES | COLOURS



strom

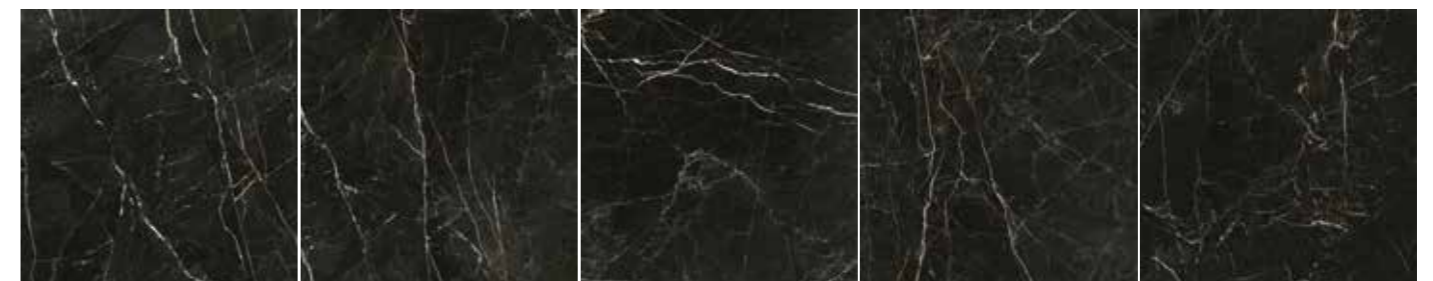
## FORMATOS DISPONIBLES | AVAILABLE SIZE



## PIEZAS ESPECIALES | SPECIAL PIECES

PELDAÑOS Y RODAPIES TÉCNICOS  
Ver última página  
TECHNICAL STEPS AND SKIRTING  
See last page

## VARIACIÓN GRÁFICA | SHADE VARIATION



## CARACTERÍSTICAS TÉCNICAS | TECHNICAL SPECIFICATIONS



| PACKING   PACKING  |                 | Faces | Rec. | Cod. Pulido | Cod. Mate | Cod. Granilla Pulida | Pc/Cj | M2/Cj | Cj/PI | M2/PI | Kg/Cj | Kg/PI   |
|--------------------|-----------------|-------|------|-------------|-----------|----------------------|-------|-------|-------|-------|-------|---------|
| 60x120 (24"x48")   | Granilla Pulida | 14    | ·    | -           | -         | MP324                | 2     | 1,44  | 32    | 46,08 | 34,25 | 1121    |
| 120x120 (48"x48")  | Granilla Pulida | 7     | ·    | -           | -         | MP334                | 1     | 1,44  | 36    | 51,84 | 34,36 | 1276,96 |
| 120x280 (48"x110") | Por.            | 3     | ·    | MP910       | MP900     | -                    | 1     | 3,36  | 20    | 67,2  | 52    | 1140    |

Strom 120x120 | 48"x48" \_ 60x120 | 24"x48"

# Tekali

**FORMATOS** 5 SIZE  
**COLORES** 4 COLOURS  
**ACABADOS** 3 FINISHES

270



Tekali perla pol 120x120 | 48"x48" \_ 60x120 | 24"x48"



# Tekali

Pavimento | Porcelánico | Rectificado | Pulido | Mate  
Floor Tile | Porcelain | Rectified | Polished | Matt

## COLORES | COLOURS



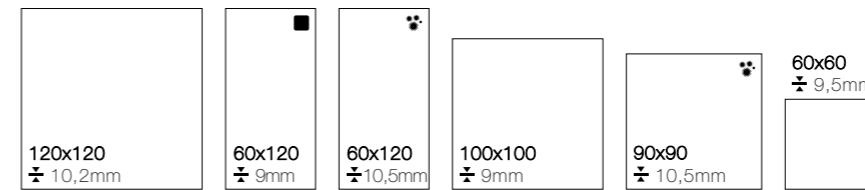
tekali crema

tekali perla

tekali miel

tekali gris


## FORMATOS DISPONIBLES | AVAILABLE SIZE



## PIEZAS ESPECIALES | SPECIAL PIECES

FELDAÑOS Y RODAPIES TÉCNICOS  
Ver última página  
TECHNICAL STEPS AND SKIRTING  
See last page

## VARIACIÓN GRÁFICA | SHADE VARIATION



## CARACTERÍSTICAS TÉCNICAS | TECHNICAL SPECIFICATIONS



| PACKING   PACKING  |      | Faces | Rec. | Cod. Pulido | Cod. Mate | Cod. Polimat | Pc/Cj | M2/Cj | Cj/PI | M2/PI | Kg/Cj | Kg/PI   |
|--------------------|------|-------|------|-------------|-----------|--------------|-------|-------|-------|-------|-------|---------|
| 60x60 (24"x24")    | Por. | 20    | •    | MP174       | -         | -            | 4     | 1,44  | 30    | 43,2  | 30    | 920     |
| 60x120 (24"x48")   | Por. | 10    | •    | MP323       | -         | -            | 2     | 1,44  | 32    | 46,08 | 34,25 | 1121    |
| 60x120 (24"x48")   | Por. | 10    | •    | -           | MP328     | -            | 2     | 1,44  | 36    | 51,84 | 28,62 | 1055    |
| 90x90 (36"x36")    | Por. | 12    | •    | MP204       | -         | -            | 2     | 1,62  | 32    | 51,84 | 33    | 1081    |
| 100x100 (39"x39")  | Por. | 7     | •    | -           | MP600     | -            | 2     | 2     | 27    | 54    | 41,15 | 1133    |
| 120x120* (48"x48") | Por. | 5     | •    | MP333       | -         | -            | 1     | 1,44  | 36    | 51,84 | 36    | 1276,96 |

\*formato 120x120 pulido solo disponible en color gris y crema

Tekali crema pol 60x120 | 24"x48" \_ 120x120 | 48"x48"

# Uyuni


**FORMATOS** 5 SIZE  
**COLORES** 1 COLOURS  
**ACABADOS** 2 FINISHES



# Uyuni

Pavimento | Porcelánico | Rectificado | Pulido | Mate  
Floor Tile | Porcelain | Rectified | Polished | Matt

## COLORES | COLOURS

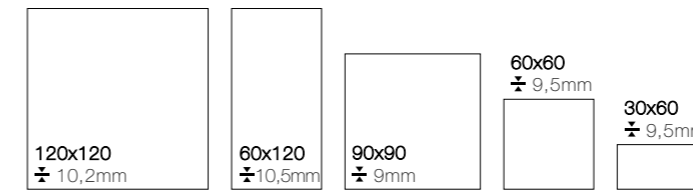


uyuni

## OTRAS TIPOLOGÍAS OTHER TYPOLOGIES

REV. PASTA BLANCA | WHITE BODY WALL TILE  
30x90


## FORMATOS DISPONIBLES | AVAILABLE SIZE



## PIEZAS ESPECIALES | SPECIAL PIECES

PELDAÑOS Y RODAPIÉS TÉCNICOS  
Ver última página  
TECHNICAL STEPS AND SKIRTING  
See last page

## VARIACIÓN GRÁFICA | SHADE VARIATION



## CARACTERÍSTICAS TÉCNICAS | TECHNICAL SPECIFICATIONS



| PACKING   PACKING |      | Faces | Rec. | Cod. Pulido | Cod. Mate | Cod. Polimat | Pc/Cj | M2/Cj | Cj/PI | M2/PI | Kg/Cj | Kg/PI   |
|-------------------|------|-------|------|-------------|-----------|--------------|-------|-------|-------|-------|-------|---------|
| 30x60 (12"x24")   | Por. | 30    | ·    | MP124       | MP126     | -            | 6     | 1,08  | 48    | 51,84 | 23,6  | 1152,8  |
| 60x60 (24"x24")   | Por. | 15    | ·    | MP174       | MP175     | -            | 4     | 1,44  | 30    | 43,2  | 30    | 920     |
| 90x90 (36"x36")   | Por. | 11    | ·    | MP204       | MP207     | -            | 2     | 1,62  | 32    | 51,84 | 33    | 1081    |
| 60x120 (24"x48")  | Por. | 11    | ·    | MP323       | MP320     | -            | 2     | 1,44  | 32    | 46,08 | 34,25 | 1121    |
| 120x120 (48"x48") | Por. | 7     | ·    | MP333       | MP330     | -            | 1     | 1,44  | 36    | 51,84 | 36    | 1276,96 |

Uyuni 120x120 | 48"x48" \_ Ziro perla 60x120 | 24"x48"

# Zoey

**FORMATOS** 4 SIZE  
**COLORES** 1 COLOURS  
**ACABADOS** 2 FINISHES



Zoey mate 120x120 | 48"x48"



Zoey 160x160 | 63"x63"

COLORES | COLOURS

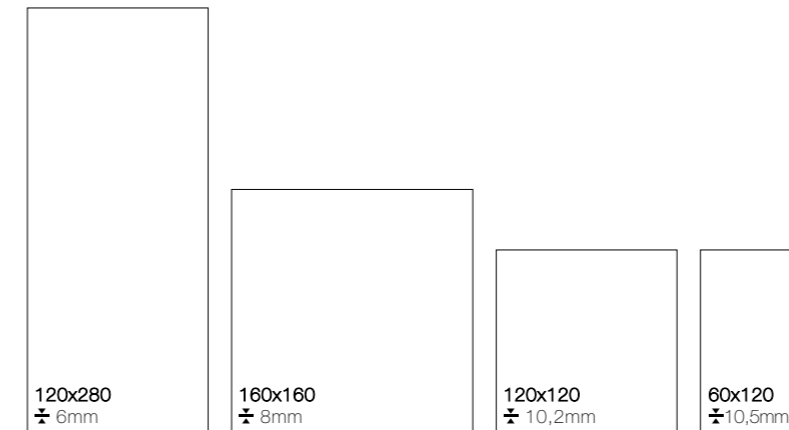


zoey



Pavimento | Porcelánico | Rectificado | Pulido | Mate  
Floor Tile | Porcelain | Rectified | Polished | Matt

FORMATOS DISPONIBLES | AVAILABLE SIZE



PIEZAS ESPECIALES | SPECIAL PIECES

PELDAÑOS Y RODAPIES TÉCNICOS  
Ver última página  
TECHNICAL STEPS AND SKIRTING  
See last page

VARIACIÓN GRÁFICA | SHADE VARIATION



CARACTERÍSTICAS TÉCNICAS | TECHNICAL SPECIFICATIONS



| PACKING   PACKING  | Faces | Rec. | Cod. Pulido | Cod. Mate | Cod. Polimat | Pc/Cj | M2/Cj | Cj/PI | M2/PI | Kg/Cj | Kg/PI |         |
|--------------------|-------|------|-------------|-----------|--------------|-------|-------|-------|-------|-------|-------|---------|
| 60x120 (24"x48")   | Por.  | 16   | •           | MP323     | MP320        | -     | 2     | 1,44  | 32    | 46,08 | 34,25 | 1121    |
| 120x120 (48"x48")  | Por.  | 8    | •           | MP333     | MP330        | -     | 1     | 1,44  | 36    | 51,84 | 34,36 | 1276,96 |
| 160x160 (63"x63")  | Por.  | 6    | •           | MP810     | MP800        | -     | 1     | 2,56  | 20    | 51,20 | 48,62 | 1062,40 |
| 120x280 (48"x110") | Por.  | 3    | •           | MP910     | MP900        | -     | 1     | 3,36  | 20    | 67,2  | 52    | 1140    |

# 20 mm Thickness

## FORMATOS | SIZE

60x120 | 100x100  
60x90 | 61x91  
60x60

## ACABADOS | FINISHES

20 mm  
MATE



# Antibes

Pavimento | Porcelánico | Rectificado | Mate | 20mm  
 Floor Tile | Porcelain | Rectified | Matt | 20mm

## COLORES | COLOURS

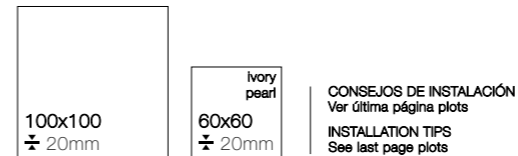


antibes ivory      antibes pearl      antibes grey

## OTRAS TIPOLOGÍAS OTHER TYPOLOGIES

MASA COLOR | COLORED BODY  
 120x120 | 60x120 | 100x100  
 90x90 | 60x60  
 30x60 | 45x45

## FORMATOS DISPONIBLES | AVAILABLE SIZE



## VARIACIÓN GRÁFICA | SHADE VARIATION



## CARACTERÍSTICAS TÉCNICAS | TECHNICAL SPECIFICATIONS



| PACKING   PACKING | Faces | Rec. | Plus | Cod. Mate | Pc/Cj | M2/Cj | Cj/Pl | M2/Pl | Kg/Cj | Kg/Pl |
|-------------------|-------|------|------|-----------|-------|-------|-------|-------|-------|-------|
| 60x60* (24"x24")  | 20mm  | 24   | ·    | MP555     | 2     | 0,72  | 30    | 21,6  | 28,5  | 875   |
| 100x100 (39"x39") | 20mm  | 7    | ·    | MP575     | -     | -     | 28    | 28    | -     | 1222  |

\*formato 60x60 solo disponible en los colores ivory y pearl

Antibes pearl 60x60 | 24"x24"



Batela beige 100x100 | 39"x39"



# Batela

Pavimento | Porcelánico | Rectificado | Mate | 20mm  
 Floor Tile | Porcelain | Rectified | Matt | 20mm

## COLORES | COLOURS



batela bianco

batela beige

batela gris

## OTRAS TIPOLOGÍAS OTHER TYPOLOGIES

- INFINITA | INFINITA
- 120x280
- MASA COLOR | COLORED BODY
- 120x120 | 100x100
- 60x120
- 60x60 | 60,8x60,8
- 30x60
- POLIMAT | POLIMAT
- 120x120
- 60x120
- REV. PASTA BLANCA | WHITE BODY WALL TILE
- 30x90
- REV. PASTA ROJA | RED BODY WALL TILE
- 30x90
- 33x55

## FORMATOS DISPONIBLES | AVAILABLE SIZE



100x100  
± 20mm



61x91  
± 20mm

CONSEJOS DE INSTALACIÓN  
Ver última página plots  
 INSTALLATION TIPS  
See last page plots

## VARIACIÓN GRÁFICA | SHADE VARIATION



## CARACTERÍSTICAS TÉCNICAS | TECHNICAL SPECIFICATIONS



| PACKING   PACKING  |      | Faces | Rec. | Plus | Cod. Mate | Pc/Cj | M2/Cj | Cj/Pl | M2/Pl | Kg/Cj | Kg/Pl |
|--------------------|------|-------|------|------|-----------|-------|-------|-------|-------|-------|-------|
| 61x91 IR (24"x36") | 20mm | 7     |      |      | MP570     | 2     | 1,11  | 22    | 24,42 | 45    | 1015  |
| 100x100 (39"x39")  | 20mm | 7     |      |      | MP575     | 1     | 1     | 28    | 28    | 42,86 | 1222  |



Cadaques perla 100x100 | 24"x24"



# Cadaques

Pavimento | Porcelánico | Rectificado | Mate | 20mm  
 Floor Tile | Porcelain | Rectified | Matt | 20mm

## COLORES | COLOURS



cadaques marfil



cadaques perla

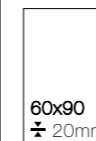
## OTRAS TIPOLOGÍAS OTHER TYPOLOGIES

GRAVITA | GRAVITA  
 120x120 | 60x120  
 30x60 | 60x60  
 POR. ESMALTADO | GLAZED PORCELAIN  
 100x100

## FORMATOS DISPONIBLES | AVAILABLE SIZE



100x100  
 20mm



60x90  
 20mm

CONSEJOS DE INSTALACIÓN  
 Ver última página plots  
 INSTALLATION TIPS  
 See last page plots

## VARIACIÓN GRÁFICA | SHADE VARIATION



## CARACTERÍSTICAS TÉCNICAS | TECHNICAL SPECIFICATIONS



| PACKING   PACKING |      | Faces | Rec. | Plus | Cod. Mate | Pc/Cj | M2/Cj | Cj/Pl | M2/Pl | Kg/Cj | Kg/Pl |
|-------------------|------|-------|------|------|-----------|-------|-------|-------|-------|-------|-------|
| 60x90 (24"x36")   | 20mm | 7     |      |      | MP560     | 2     | 1,08  | 22    | 23,76 | 45    | 1015  |
| 100x100 (39"x39") | 20mm | 7     |      |      | MP575     | 1     | 1     | 28    | 28    | 42,86 | 1222  |



Dart almond 60x90 | 24"x36"



# Dart

Pavimento | Porcelánico | Rectificado | Mate | 20mm  
 Floor Tile | Porcelain | Rectified | Matt | 20mm

## COLORES | COLOURS



dart almond



dart steel



dart silver

## OTRAS TIPOLOGÍAS OTHER TYPOLOGIES

MASA COLOR | COLORED BODY

120x120 | 100x100

90x90 | 60x120

60x60

REV. PASTA BLANCA | WHITE BODY WALL TILE

33x100

REV. PASTA ROJA | RED BODY WALL TILE

33x55

## FORMATOS DISPONIBLES | AVAILABLE SIZE



60x90  
± 20mm

CONSEJOS DE INSTALACIÓN  
Ver última página plots

INSTALLATION TIPS  
See last page plots

## VARIACIÓN GRÁFICA | SHADE VARIATION



## CARACTERÍSTICAS TÉCNICAS | TECHNICAL SPECIFICATIONS



### PACKING | PACKING

| 60x90 (24"x36") | 20mm | Faces | Rec. | Plus | Cod. Mate | Pc/Cj | M2/Cj | Cj/PI | M2/PI | Kg/Cj | Kg/PI |
|-----------------|------|-------|------|------|-----------|-------|-------|-------|-------|-------|-------|
| 60x90 (24"x36") | 20mm | 8     | .    |      | MP560     | 2     | 1,08  | 22    | 23,76 | 45    | 1015  |



# Grain Stone

Pavimento | Porcelánico | Rectificado | Mate | 20mm  
 Floor Tile | Porcelain | Rectified | Matt | 20mm

## COLORES | COLOURS



grain stone sand    grain stone pearl    grain stone silver

## OTRAS TIPOLOGÍAS OTHER TYPOLOGIES

MASA COLOR | COLORED BODY  
 120x120 | 60x120 | 90x90  
 100x100 | 60x60

## FORMATOS DISPONIBLES | AVAILABLE SIZE



100x100  
 20mm

CONSEJOS DE INSTALACIÓN  
 Ver última página plots  
 INSTALLATION TIPS  
 See last page plots

## VARIACIÓN GRÁFICA | SHADE VARIATION



## CARACTERÍSTICAS TÉCNICAS | TECHNICAL SPECIFICATIONS



| PACKING   PACKING |      | Faces | Rec. | Plus | Cod. Mate | Pc/Cj | M2/Cj | Cj/PI | M2/PI | Kg/Cj | Kg/PI |
|-------------------|------|-------|------|------|-----------|-------|-------|-------|-------|-------|-------|
| 100x100 (39"x39") | 20mm | 7     | .    |      | MP575     | 1     | 1     | 28    | 28    | 42,86 | 1222  |

Grain Stone sand 100x100 | 39"x39"



# Irta

Pavimento | Porcelánico | Rectificado | Mate | 20mm  
 Floor Tile | Porcelain | Rectified | Matt | 20mm

### COLORES | COLOURS



irta blanco

irta marfil

irta gris

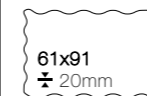
### OTRAS TIPOLOGÍAS OTHER TYPOLOGIES

- GRAVITA | GRAVITA
- 120x120 | 60x120
- 30x60 | 60x60
- POR. ESMALTADO | GLAZED PORCELAIN
- 100x100
- REV. PASTA BLANCA | WHITE BODY WALL TILE
- 30x90

### FORMATOS DISPONIBLES | AVAILABLE SIZE



100x100  
± 20mm



61x91  
± 20mm

CONSEJOS DE INSTALACIÓN  
Ver última página plots  
INSTALLATION TIPS  
See last page plots

### VARIACIÓN GRÁFICA | SHADE VARIATION



### CARACTERÍSTICAS TÉCNICAS | TECHNICAL SPECIFICATIONS



| PACKING   PACKING |      | Faces | Rec. | Plus | Cod. Mate | Pc/Cj | M2/Cj | Cj/PI | M2/PI | Kg/Cj | Kg/PI |
|-------------------|------|-------|------|------|-----------|-------|-------|-------|-------|-------|-------|
| 61x91IR (24"x36") | 20mm | 7     |      |      | MP570     | 2     | 1,11  | 22    | 24,42 | 45    | 1015  |
| 100x100 (39"x39") | 20mm | 7     |      |      | MP575     | 1     | 1     | 28    | 28    | 42,86 | 1222  |

Irta gris 100x100 | 39"x39"



Keith almond 60x90 | 24"x36"



# Keith

Pavimento | Porcelánico | Rectificado | Mate | 20mm  
 Floor Tile | Porcelain | Rectified | Matt | 20mm

## COLORES | COLOURS



keith white

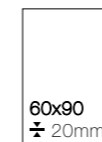


keith almond

## OTRAS TIPOLOGÍAS OTHER TYPOLOGIES

MASA COLOR | COLORED BODY  
 120x120 | 100x100  
 60x120 | 60x60  
 POLIMAT | POLIMAT  
 120x120 | 60x120  
 60x60

## FORMATOS DISPONIBLES | AVAILABLE SIZE



CONSEJOS DE INSTALACIÓN  
 Ver última página plots  
 INSTALLATION TIPS  
 See last page plots

## VARIACIÓN GRÁFICA | SHADE VARIATION



## CARACTERÍSTICAS TÉCNICAS | TECHNICAL SPECIFICATIONS



| PACKING   PACKING |      | Faces | Rec. | Plus | Cod. Mate | Pc/Cj | M2/Cj | Cj/PI | M2/PI | Kg/Cj | Kg/PI |
|-------------------|------|-------|------|------|-----------|-------|-------|-------|-------|-------|-------|
| 60x90 (24"x36")   | 20mm | 8     | ·    |      | MP560     | 2     | 1,08  | 22    | 23,76 | 45    | 1015  |
| 60x120* (24"x48") | 20mm | 8     | ·    |      | MP557     | 1     | 0,72  | 33    | 23,76 | 29,3  | 995,9 |



Levin almond 60x90 | 24"x36"



# Levin

Pavimento | Porcelánico | Rectificado | Mate | 20mm  
 Floor Tile | Porcelain | Rectified | Matt | 20mm

## COLORES | COLOURS



levin almond

levin pearl

## OTRAS TIPOLOGÍAS OTHER TYPOLOGIES

MASA COLOR | COLORED BODY

160x160 | 100x100

120x120 | 90x90

60x120 | 60x60

60,8x60,8 | 30x60

REV. PASTA BLANCA | WHITE BODY WALL TILE

30x90

REV. PASTA ROJA | RED BODY WALL TILE

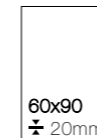
30x90

33x55

PAV. PASTA ROJA | RED BODY FLOOR TILE

45x45

## FORMATOS DISPONIBLES | AVAILABLE SIZE




60x90  
20mm



60x60  
20mm

CONSEJOS DE INSTALACIÓN  
Ver última página plots  
 INSTALLATION TIPS  
See last page plots

## VARIACIÓN GRÁFICA | SHADE VARIATION



## CARACTERÍSTICAS TÉCNICAS | TECHNICAL SPECIFICATIONS



| PACKING   PACKING |      | Faces | Rec. | Plus | Cod. Mate | Pc/Cj | M2/Cj | Cj/PI | M2/PI | Kg/Cj | Kg/PI |
|-------------------|------|-------|------|------|-----------|-------|-------|-------|-------|-------|-------|
| 60x60 (24"x24")   | 20mm | 16    | ·    |      | MP555     | 3     | 1,08  | 20    | 21,6  | 43    | 880   |
| 60x90 (24"x36")   | 20mm | 8     | ·    |      | MP560     | 2     | 1,08  | 22    | 23,76 | 45    | 1015  |




# Manhattan

Pavimento | Porcelánico | Rectificado | Mate | 20mm  
 Floor Tile | Porcelain | Rectified | Matt | 20mm

## COLORES | COLOURS



manhattan natural

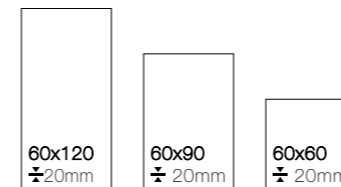


manhattan pearl

## OTRAS TIPOLOGÍAS OTHER TYPOLOGIES

- POR. ESMALTADO | GLAZED PORCELAIN
- 60x120 | 100x100
- 60x60 | 60,8x60,8
- 30x60 | 30,3x61,3
- 33x33
- REV. PASTA BLANCA | WHITE BODY WALL TILE
- 30x90
- PAV. PASTA ROJA | RED BODY FLOOR TILE
- 45x45

## FORMATOS DISPONIBLES | AVAILABLE SIZE



CONSEJOS DE INSTALACIÓN  
 Ver última página plots  
 INSTALLATION TIPS  
 See last page plots

## VARIACIÓN GRÁFICA | SHADE VARIATION



## CARACTERÍSTICAS TÉCNICAS | TECHNICAL SPECIFICATIONS



| PACKING   PACKING |      | Faces | Rec. | Plus | Cod. Mate | Pc/Cj | M2/Cj | Cj/Pl | M2/Pl | Kg/Cj | Kg/Pl |
|-------------------|------|-------|------|------|-----------|-------|-------|-------|-------|-------|-------|
| 60x60 (24"x24")   | 20mm | 16    | ·    |      | MP555     | 3     | 1,08  | 20    | 21,6  | 43    | 880   |
| 60x90 (24"x36")   | 20mm | 8     | ·    |      | MP560     | 2     | 1,08  | 22    | 23,76 | 45    | 1015  |
| 60x120 (24"x48")  | 20mm | 8     | ·    |      | MP557     | 1     | 0,72  | 33    | 23,76 | 29,3  | 995,9 |

Manhattan pearl 60x60 | 24"x24"



# Mylos

Pavimento | Porcelánico | Rectificado | Mate | 20mm  
 Floor Tile | Porcelain | Rectified | Matt | 20mm

## COLORES | COLOURS



mylos grey

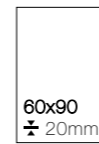


mylos bone

## OTRAS TIPOLOGÍAS OTHER TYPOLOGIES

INFINITA | INFINITA  
 120x280  
 MASA COLOR | COLORED BODY  
 120x120 | 60x120 | 100x100  
 90x90 | 60x60

## FORMATOS DISPONIBLES | AVAILABLE SIZE



CONSEJOS DE INSTALACIÓN  
 Ver última página plots  
 INSTALLATION TIPS  
 See last page plots

## VARIACIÓN GRÁFICA | SHADE VARIATION



## CARACTERÍSTICAS TÉCNICAS | TECHNICAL SPECIFICATIONS



| PACKING   PACKING |      | Faces | Rec. | Plus | Cod. Mate | Pc/Cj | M2/Cj | Cj/PI | M2/PI | Kg/Cj | Kg/PI |
|-------------------|------|-------|------|------|-----------|-------|-------|-------|-------|-------|-------|
| 60x90 (24"x36")   | 20mm | 8     | ·    |      | MP560     | 2     | 1,08  | 22    | 23,76 | 45    | 1015  |
| 60x120 (24"x48")  | 20mm | 8     | ·    |      | MP557     | 1     | 0,72  | 33    | 23,76 | 29,3  | 995,9 |

Mylos grey 60x90 | 24"x36"




Piazza blanco 60x90 | 24"x36"



# Piazza

Pavimento | Porcelánico | Rectificado | Mate | 20mm  
 Floor Tile | Porcelain | Rectified | Matt | 20mm

## COLORES | COLOURS



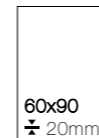
piazza blanco

piazza gris

## OTRAS TIPOLOGÍAS OTHER TYPOLOGIES

PULIDOS NAVARTI | NAVARTI POLISHED  
 120x120 | 60x120


## FORMATOS DISPONIBLES | AVAILABLE SIZE



60x90  
 ± 20mm

CONSEJOS DE INSTALACIÓN  
 Ver última página plots  
 INSTALLATION TIPS  
 See last page plots

## VARIACIÓN GRÁFICA | SHADE VARIATION



## CARACTERÍSTICAS TÉCNICAS | TECHNICAL SPECIFICATIONS



| PACKING   PACKING |      | Faces | Rec. | Plus | Cod. Mate | Pc/Cj | M2/Cj | Cj/PI | M2/PI | Kg/Cj | Kg/PI |
|-------------------|------|-------|------|------|-----------|-------|-------|-------|-------|-------|-------|
| 60x90 (24"x36")   | 20mm | 8     | .    |      | MP560     | 2     | 1,08  | 22    | 23,76 | 45    | 1015  |



# Street

Pavimento | Porcelánico | Rectificado | Mate | 20mm  
 Floor Tile | Porcelain | Rectified | Matt | 20mm

## COLORES | COLOURS



street white



street bone



street beige



street silver

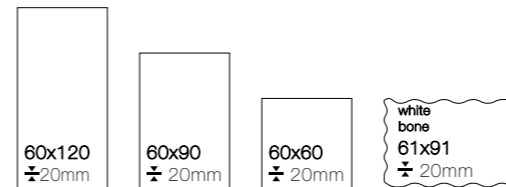


street dark

## OTRAS TIPOLOGÍAS OTHER TYPOLOGIES

- MASA COLOR | COLORED BODY
- 120x120 | 100x100
- 90x90 | 60x120
- 60x60
- REV. PASTA BLANCA | WHITE BODY WALL TILE
- 30x90
- REV. PASTA ROJA | RED BODY WALL TILE
- 33x55

## FORMATOS DISPONIBLES | AVAILABLE SIZE



CONSEJOS DE INSTALACIÓN  
Ver última página plots  
 INSTALLATION TIPS  
See last page plots

## VARIACIÓN GRÁFICA | SHADE VARIATION



## CARACTERÍSTICAS TÉCNICAS | TECHNICAL SPECIFICATIONS



### PACKING | PACKING

|                   | Faces | Rec. | Plus | Cod. Mate | Pc/Cj | M2/Cj | Cj/PI | M2/PI | Kg/Cj | Kg/PI |
|-------------------|-------|------|------|-----------|-------|-------|-------|-------|-------|-------|
| 60x60 (24"x24")   | 20mm  | 16   | ·    | MP555     | 3     | 1,08  | 20    | 21,6  | 43    | 880   |
| 60x90 (24"x36")   | 20mm  | 8    | ·    | MP560     | 2     | 1,08  | 22    | 23,76 | 45    | 1015  |
| 61x91IR (24"x36") | 20mm  | 8    | ·    | MP570     | 2     | 1,11  | 22    | 24,42 | 45    | 1015  |
| 60x120 (24"x48")  | 20mm  | 8    | ·    | MP557     | 1     | 0,72  | 33    | 23,76 | 29,3  | 995,9 |

\*formato 61x91 solo disponible en los colores white y bone

Street beige 60x60 | 24"x24"



# Ziro

Pavimento | Porcelánico | Rectificado | Mate | 20mm  
 Floor Tile | Porcelain | Rectified | Matt | 20mm

## COLORES | COLOURS



ziro blanco

ziro crema



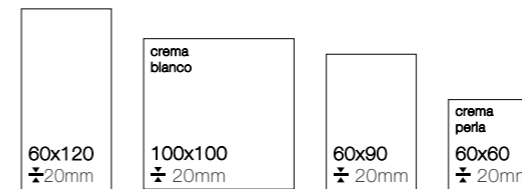
ziro perla

ziro gris

## OTRAS TIPOLOGÍAS OTHER TYPOLOGIES

- INFINITA | INFINITA
- 120x280
- MASA COLOR | COLORED BODY
- 120x120 | 60x120
- 100x100 | 90x90
- 60x60 | 60,8x60,8
- 45x45 | 30x60
- REV. PASTA BLANCA | WHITE BODY WALL TILE
- 30x60
- 30x90
- REV. PASTA ROJA | RED BODY WALL TILE
- 33x55

## FORMATOS DISPONIBLES | AVAILABLE SIZE



CONSEJOS DE INSTALACIÓN  
Ver última página plots  
 INSTALLATION TIPS  
See last page plots

## VARIACIÓN GRÁFICA | SHADE VARIATION



## CARACTERÍSTICAS TÉCNICAS | TECHNICAL SPECIFICATIONS



| PACKING   PACKING |      | Faces | Rec. | Plus | Cod. Mate | Pc/Cj | M2/Cj | Cj/Pl | M2/Pl | Kg/Cj | Kg/Pl |
|-------------------|------|-------|------|------|-----------|-------|-------|-------|-------|-------|-------|
| 60x60 (24"x24")   | 20mm | 16    | ·    |      | MP570     | 3     | 1,08  | 20    | 21,6  | 43    | 880   |
| 60x90 (24"x36")   | 20mm | 8     | ·    |      | MP560     | 2     | 1,08  | 22    | 23,76 | 45    | 1015  |
| 100x100 (39"x39") | 20mm | 7     | ·    |      | MP575     | 1     | 1     | 28    | 28    | 42,86 | 1222  |
| 60x120 (24"x48")  | 20mm | 8     | ·    | ·    | MP557     | 1     | 0,72  | 33    | 23,76 | 29,3  | 995,9 |

Ziro gris 60x60 | 24"x24"

\*formato 60x60 solo disponible en los colores crema y perla

\*formato 100x100 solo disponible en los colores crema y blanco

# Wood Porcelain

## FORMATOS | SIZE

60x120 | 30x180  
25x150 | 20x120  
23x120 | 25x100  
20x75

## ACABADOS | FINISHES

MATE  
ADZ

# Bolzano

**FORMATOS** 3 SIZE  
**COLORES** 5 COLOURS  
**ACABADOS** 1 FINISHES





# Bolzano

Pavimento | Porcelánico | Rectificado | Mate  
Floor Tile | Porcelain | Rectified | Matt

## COLORES | COLOURS



## FORMATOS DISPONIBLES | AVAILABLE SIZE



## PIEZAS ESPECIALES | SPECIAL PIECES

PELDAÑOS Y RODAPIES TÉCNICOS  
Ver última página  
TECHNICAL STEPS AND SKIRTING  
See last page




PELDAÑO EXTRUIDO  
EXTRUDED STEP  
32x120 | 13"x47"  
P061 | haya natural



PELDAÑO 14MM  
14MM STEP  
33x120 | 13"x47"  
P063 | adz. natural adz. haya

## VARIACIÓN GRÁFICA | SHADE VARIATION



## CARACTERÍSTICAS TÉCNICAS | TECHNICAL SPECIFICATIONS



| PACKING   PACKING |             | Faces | Rect. | Clase 3 C.Grip | Cod. Mate | Cod. ADZ | Pc/Cj | M2/Cj | Cj/PI | M2/PI | Kg/Cj | Kg/PI |
|-------------------|-------------|-------|-------|----------------|-----------|----------|-------|-------|-------|-------|-------|-------|
| 20x120 (8"x48")   | Por. Madera | 34    | .     | . <sup>2</sup> | MP225     | MP226    | 7     | 1,68  | 44    | 73,92 | 32    | 1437  |
| 25x150 (10"x59")  | Por. Madera | 32    | .     |                | MP235     | -        | 4     | 1,5   | 40    | 60    | 35    | 1430  |
| 30x180* (12"x71") | Por. Madera | 15    | .     |                | MP227     | -        | 3     | 1,62  | 30    | 48,60 | 40    | 1260  |

\* versión antideslizante solo disponible en color haya, grey y natural  
\*formato 30x180 y 25x150 solo disponible en color natural y haya

<sup>2</sup> tratamiento antideslizante sujeto a condiciones de modelo, color, formato y suministro

Bolzano haya 20x120 | 8"x48"

# Dakar

**FORMATOS** 2 SIZE  
**COLORES** 4 COLOURS  
**ACABADOS** 2 FINISHES





# Dakaris

Pavimento | Porcelánico | Rectificado | Mate  
Floor Tile | Porcelain | Rectified | Matt

## COLORES | COLOURS



dakaris white



dakaris haya



dakaris golden



dakaris nut



rlv dakaris haya




rlv dakaris golden



rlv dakaris nut

## FORMATOS DISPONIBLES | AVAILABLE SIZE



60x120  
± 9mm



20x120  
± 9mm

## PIEZAS ESPECIALES SPECIAL PIECES

PELDAÑOS Y RODAPIES TÉCNICOS  
Ver última página  
TECHNICAL STEPS AND SKIRTING  
See last page



## VARIACIÓN GRÁFICA | SHADE VARIATION



## CARACTERÍSTICAS TÉCNICAS | TECHNICAL SPECIFICATIONS



| PACKING   PACKING    |             | Faces | Rec. | Clase 3<br>C. Grip | Cod. Mate | Cod.<br>ADZ | Pc/Cj | M2/Cj | Cj/Pl | M2/Pl | Kg/Cj | Kg/Pl   |
|----------------------|-------------|-------|------|--------------------|-----------|-------------|-------|-------|-------|-------|-------|---------|
| 20x120 (8"x48")      | Por. Madera | 21    | .    | . <sup>2</sup>     | MP225     | -           | 7     | 1,68  | 44    | 73,92 | 32    | 1437    |
| 60x120 RLV (24"x48") | Por. Madera | 7     | .    |                    | MP183     | -           | 2     | 1,44  | 36    | 51,84 | 28,62 | 1055,32 |

<sup>2</sup> - 2 tratamiento antideslizante sujeto a condiciones de modelo, color, formato y suministro

Dakaris haya 20x120 | 8"x48" \_ Brechialunar 60x120 | 48"x48"

# Deck

**FORMATOS** 1 SIZE  
**COLORES** 6 COLOURS  
**ACABADOS** 1 FINISHES

320



Deck natural 20x120 | 8"x48"



Deck roble 20x120 | 8"x48"



# Deck

Pavimento | Porcelánico | Rectificado | Mate  
Floor Tile | Porcelain | Rectified | Matt

## COLORES | COLOURS



deck roble



deck nogal



deck cerezo



deck gris



deck natural



deck ceniza

## FORMATOS DISPONIBLES | AVAILABLE SIZE



20x120  
± 9mm

## PIEZAS ESPECIALES SPECIAL PIECES

PELDAÑOS Y RODAPIES TÉCNICOS  
Ver última página  
TECHNICAL STEPS AND SKIRTING  
See last page

## VARIACIÓN GRÁFICA | SHADE VARIATION



## CARACTERÍSTICAS TÉCNICAS | TECHNICAL SPECIFICATIONS



### PACKING | PACKING

|                 | Faces       | Rec. | Clase 3<br>C.Grip | Cod. Mate | Cod.<br>ADZ | Pc/Cj | M2/Cj | Cj/Pl | M2/Pl | Kg/Cj | Kg/Pl |
|-----------------|-------------|------|-------------------|-----------|-------------|-------|-------|-------|-------|-------|-------|
| 20x120 (8"x48") | Por. Madera | 15   | · 2               | MP225     | -           | 7     | 1,68  | 44    | 73,92 | 32    | 1437  |

· 2 tratamiento antideslizante sujeto a condiciones de modelo, color, formato y suministro

# Fanlo

**FORMATOS** 2 SIZE  
**COLORES** 4 COLOURS  
**ACABADOS** 1 FINISHES



Fanlo roble 23x120 | 10"x48"



# Fanlo

Pavimento | Porcelánico | Rectificado | Mate  
Floor Tile | Porcelain | Rectified | Matt

## COLORES | COLOURS



fanlo ceniza



fanlo haya



fanlo roble



fanlo nogal

## FORMATOS DISPONIBLES | AVAILABLE SIZE



25x150  
± 10,5mm



23x120  
± 8,5mm

## PIEZAS ESPECIALES SPECIAL PIECES

PELDAÑOS Y RODAPIES TÉCNICOS  
Ver última página  
TECHNICAL STEPS AND SKIRTING  
See last page

## VARIACIÓN GRÁFICA | SHADE VARIATION



## CARACTERÍSTICAS TÉCNICAS | TECHNICAL SPECIFICATIONS



| PACKING   PACKING |             | Faces | Rec. | Clase 3<br>C.Grip | Cod. Mate | Cod.<br>ADZ | Pc/Cj | M2/Cj | Cj/PI | M2/PI | Kg/Cj | Kg/PI |
|-------------------|-------------|-------|------|-------------------|-----------|-------------|-------|-------|-------|-------|-------|-------|
| 23x120 (10"x48")  | Por. Madera | 30    |      | 2                 | MP220     | -           | 7     | 1,68  | 44    | 73,92 | 26,2  | 1286  |
| 25x150 (10"x59")  | Por. Madera | 10    |      |                   | MP235     | -           | 4     | 1,5   | 40    | 60    | 35    | 1430  |

• 2 tratamiento antideslizante sujeto a condiciones de modelo, color, formato y suministro

Fanlo haya 25x150 | 10"x59"

# Forest

**FORMATOS** 1 SIZE  
**COLORES** 5 COLOURS  
**ACABADOS** 1 FINISHES



Forest dark 20x75 | 8" x 30"



# Forest

Pavimento | Porcelánico | Rectificado | Mate  
Floor Tile | Porcelain | Rectified | Matt

## COLORES | COLOURS



forest white



forest perla



forest light




forest dark



forest antracita

## FORMATOS DISPONIBLES | AVAILABLE SIZE



20x120  
± 9mm

## PIEZAS ESPECIALES SPECIAL PIECES

PELDAÑOS Y RODAPIES TÉCNICOS  
Ver última página  
TECHNICAL STEPS AND SKIRTING  
See last page

## VARIACIÓN GRÁFICA | SHADE VARIATION



## CARACTERÍSTICAS TÉCNICAS | TECHNICAL SPECIFICATIONS



### PACKING | PACKING

20x120 (8"x48")

Por. Madera

Faces Rec. 15

Clase 3 C.Grip

Cod. Mate MP225

Cod. ADZ

Pc/Cj 7

M2/Cj 1,68

Cj/Pl 44

M2/Pl 73,92

Kg/Cj 32

Kg/Pl 1437

• 2 tratamiento antideslizante sujeto a condiciones de modelo, color, formato y suministro

Forest perla 20x120 | 8"x48"

# Loring

**FORMATOS** 1 SIZE  
**COLORES** 3 COLOURS  
**ACABADOS** 1 FINISHES





Loring natural 20x120 | 8"x48"



# Loring

Pavimento | Porcelánico | Rectificado | Mate  
Floor Tile | Porcelain | Rectified | Matt

## COLORES | COLOURS



loring ash




loring oak



loring natural

## FORMATOS DISPONIBLES | AVAILABLE SIZE



20x120  
± 9mm

## PIEZAS ESPECIALES SPECIAL PIECES

PELDAÑOS Y RODAPIES TÉCNICOS  
Ver última página  
TECHNICAL STEPS AND SKIRTING  
See last page

## VARIACIÓN GRÁFICA | SHADE VARIATION



## CARACTERÍSTICAS TÉCNICAS | TECHNICAL SPECIFICATIONS



| PACKING   PACKING | Faces       | Rec. | Clase 3<br>C.Grip | Cod. Mate | Cod.<br>ADZ | Pc/Cj | M2/Cj | Cj/Pl | M2/Pl | Kg/Cj | Kg/Pl |
|-------------------|-------------|------|-------------------|-----------|-------------|-------|-------|-------|-------|-------|-------|
| 20x120 (8"x48")   | Por. Madera | 15   | 2                 | MP225     | -           | 7     | 1,68  | 44    | 73,92 | 32    | 1437  |

• 2 tratamiento antideslizante sujeto a condiciones de modelo, color, formato y suministro

# Medina

**FORMATOS** 1 SIZE  
**COLORES** 5 COLOURS  
**ACABADOS** 1 FINISHES



Medina natural 20x120 | 8"x48"



# Medina

Pavimento | Porcelánico | Rectificado | Mate  
Floor Tile | Porcelain | Rectified | Matt

## COLORES | COLOURS



medina ceniza



medina haya



medina natural




medina nogal



medina cerezo

## FORMATOS DISPONIBLES | AVAILABLE SIZE



20x120  
± 9mm

## PIEZAS ESPECIALES SPECIAL PIECES

PELDAÑOS Y RODAPIES TÉCNICOS  
Ver última página  
TECHNICAL STEPS AND SKIRTING  
See last page

## VARIACIÓN GRÁFICA | SHADE VARIATION



## CARACTERÍSTICAS TÉCNICAS | TECHNICAL SPECIFICATIONS



### PACKING | PACKING

20x120 (8"x48")

Por. Madera

Faces  
34

Rec.  
2

Clase 3  
C.Grip  
2

Cod. Mate  
MP225

Cod.  
ADZ  
-

Pc/Cj  
7

M2/Cj  
1,68

Cj/Pl  
44

M2/Pl  
73,92

Kg/Cj  
32

Kg/Pl  
1437

• 2 tratamiento antideslizante sujeto a condiciones de modelo, color, formato y suministro

Medina haya 20x120 | 8"x48"

# Montano

**FORMATOS** 3 SIZE  
**COLORES** 3 COLOURS  
**ACABADOS** 1 FINISHES





# Montano

Pavimento | Porcelánico | Rectificado | Mate  
Floor Tile | Porcelain | Rectified | Matt

## COLORES | COLOURS



montano light



montano natural



montano dark

## OTRAS TIPOLOGÍAS OTHER TYPOLOGIES

REV. PASTA BLANCA | WHITE BODY WALL TILE  
30x90

## FORMATOS DISPONIBLES | AVAILABLE SIZE



30x180  
± 11,5mm



25x150  
± 10,5mm



20x120  
± 9mm

## PIEZAS ESPECIALES | SPECIAL PIECES

PELDAÑOS Y RODAPIES TÉCNICOS  
Ver última página  
TECHNICAL STEPS AND SKIRTING  
See last page



PELDAÑO 14MM  
14MM STEP  
33x120 | 13"x47"  
P063 | adz. light  
adz. natural

## VARIACIÓN GRÁFICA | SHADE VARIATION



## CARACTERÍSTICAS TÉCNICAS | TECHNICAL SPECIFICATIONS



### PACKING | PACKING

|                  | Faces       | Rec. | Clase 3<br>C.Grip | Cod. Mate | Cod.<br>ADZ | Pc/Cj | M2/Cj | Cj/PI | M2/PI | Kg/Cj | Kg/PI |
|------------------|-------------|------|-------------------|-----------|-------------|-------|-------|-------|-------|-------|-------|
| 20x120 (8"x48")  | Por. Madera | 15   | ·                 | MP225     | MP226       | 6     | 1,44  | 44    | 73,92 | 32    | 1437  |
| 25x150 (10"x59") | Por. Madera | 10   | ·                 | MP235     | -           | 4     | 1,5   | 40    | 60    | 35    | 1430  |
| 30x180 (12"x71") | Por. Madera | 15   | ·                 | MP227     | -           | 3     | 1,62  | 30    | 48,60 | 40    | 1260  |

▸ acabado ADZ solo disponible en los colores light y natural

Montano light 25x150 | 10"x59"

# Tabil

**FORMATOS** 1 SIZE  
**COLORES** 3 COLOURS  
**ACABADOS** 1 FINISHES



Tabil natural 20x120 | 8"x48"



# Tabil

Pavimento | Porcelánico | Rectificado | Mate  
Floor Tile | Porcelain | Rectified | Matt

## COLORES | COLOURS



tabil light



tabil natural



tabil dark

## OTRAS TIPOLOGÍAS OTHER TYPOLOGIES

INFINITA | INFINITA  
120x280

## FORMATOS DISPONIBLES | AVAILABLE SIZE




20x120  
± 9mm

## PIEZAS ESPECIALES SPECIAL PIECES

PELDAÑOS Y RODAPIES TÉCNICOS  
Ver última página  
TECHNICAL STEPS AND SKIRTING  
See last page

## VARIACIÓN GRÁFICA | SHADE VARIATION



## CARACTERÍSTICAS TÉCNICAS | TECHNICAL SPECIFICATIONS



### PACKING | PACKING

20x120 (8"x48")

Por. Madera

Faces Rec. 24

Clase 3  
C.Grip

Cod. Mate  
MP225

Cod.  
ADZ

Pc/Cj 7

M2/Cj 1,68

Cj/PI 44

M2/PI 73,92

Kg/Cj 32

Kg/PI 1437

Tabil light 20x120 | 8"x48"

# Taiga

FORMATOS 2 SIZE  
COLORES 5 COLOURS  
ACABADOS 1 FINISHES



Taiga noce 20x120 | 8"x48"



# Taiga

Pavimento | Porcelánico | Rectificado | Mate  
Floor Tile | Porcelain | Rectified | Matt

## COLORES | COLOURS



taiga blanco



taiga gris



taiga crema



taiga nogal



taiga noce

## FORMATOS DISPONIBLES | AVAILABLE SIZE



25x150  
± 10,5mm



20x120  
± 9mm

## PIEZAS ESPECIALES SPECIAL PIECES

PELDAÑOS Y RODAPIES TÉCNICOS  
Ver última página  
TECHNICAL STEPS AND SKIRTING  
See last page

## VARIACIÓN GRÁFICA | SHADE VARIATION



## CARACTERÍSTICAS TÉCNICAS | TECHNICAL SPECIFICATIONS



### PACKING | PACKING

|                  | Faces       | Rec. | Clase 3<br>C.Grip | Cod. Mate | Cod.<br>ADZ | Pc/Cj | M2/Cj | Cj/Pl | M2/Pl | Kg/Cj | Kg/Pl |
|------------------|-------------|------|-------------------|-----------|-------------|-------|-------|-------|-------|-------|-------|
| 20x120 (8"x48")  | Por. Madera | 15   | ·                 | MP225     | -           | 7     | 1,68  | 44    | 73,92 | 32    | 1437  |
| 25x150 (10"x59") | Por. Madera | 10   | ·                 | MP235     | -           | 4     | 1,5   | 40    | 60    | 35    | 1430  |

Taiga nogal 20x120 | 8"x48"



# Tasmania

FORMATOS 1 SIZE  
COLORES 4 COLOURS  
ACABADOS 1 FINISHES





# Tasmania

Pavimento | Porcelánico | Rectificado | Mate  
Floor Tile | Porcelain | Rectified | Matt

## COLORES | COLOURS



tasmania light



tasmania mild



tasmania medium



tasmania dark

## FORMATOS DISPONIBLES | AVAILABLE SIZE



25x150  
± 10,5mm




20x120  
± 9mm

## PIEZAS ESPECIALES SPECIAL PIECES

PELDAÑOS Y RODAPIES TÉCNICOS  
Ver última página  
TECHNICAL STEPS AND SKIRTING  
See last page

## VARIACIÓN GRÁFICA | SHADE VARIATION



## CARACTERÍSTICAS TÉCNICAS | TECHNICAL SPECIFICATIONS



### PACKING | PACKING

|                  | Faces       | Rec. | Clase 3<br>C.Grip | Cod. Mate | Cod.<br>ADZ | Pc/Cj | M2/Cj | Cj/Pl | M2/Pl | Kg/Cj | Kg/Pl |
|------------------|-------------|------|-------------------|-----------|-------------|-------|-------|-------|-------|-------|-------|
| 25x150 (10"x59") | Por. Madera | 15   | ·                 | MP235     | -           | 4     | 1,5   | 40    | 60    | 35    | 1430  |
| 20x120 (8"x48")  | Por. Madera | 15   | ·                 | MP225     | -           | 7     | 1,68  | 44    | 73,92 | 32    | 1437  |

Tasmania light 25x150 | 10"x59"





Bosco crema 20x75 | 8"x30"



# Bosco

Pavimento | Porcelánico | Mate  
Floor Tile | Porcelain | Matt

## COLORES | COLOURS



bosco blanco



bosco crema



bosco gris



bosco noce



bosco nogal

## FORMATOS DISPONIBLES | AVAILABLE SIZE



20x75  
± 8,2mm

## PIEZAS ESPECIALES SPECIAL PIECES

PELDAÑOS Y RODAPIES TÉCNICOS  
Ver última página  
TECHNICAL STEPS AND SKIRTING  
See last page

## VARIACIÓN GRÁFICA | SHADE VARIATION



## CARACTERÍSTICAS TÉCNICAS | TECHNICAL SPECIFICATIONS



### PACKING | PACKING

20x75 (8"x30")

Por. Madera

Faces Rec. 14

Clase 3 C.Grip

Cod. Mate MP210

Cod. ADZ -

Pc/Cj 7

M2/Cj 1,05

Cj/Pl 72

M2/Pl 75,6

Kg/Cj 18,5

Kg/Pl 1352



Madeira nácar 25x100 | 10"x40"



# Madeira

Pavimento | Porcelánico | Mate  
Floor Tile | Porcelain | Matt

## COLORES | COLOURS



madeira nácar



madeira haya



madeira natural



madeira taupe

## FORMATOS DISPONIBLES | AVAILABLE SIZE



25x100  
± 8,6mm

## PIEZAS ESPECIALES SPECIAL PIECES

PELDAÑOS Y RODAPIES TÉCNICOS  
Ver última página  
TECHNICAL STEPS AND SKIRTING  
See last page

## VARIACIÓN GRÁFICA | SHADE VARIATION



## CARACTERÍSTICAS TÉCNICAS | TECHNICAL SPECIFICATIONS



### PACKING | PACKING

25x100 (10"x40")

Por. Madera

Faces Rec. 22 .

Clase 3  
C.Grip

Cod. Mate  
MP215

Cod.  
ADZ -

Pc/Cj 6

M2/Cj 1,5

Cj/Pl 36

M2/Pl 54

Kg/Cj 28,5

Kg/Pl 1046



# Makai

Pavimento | Porcelánico | Mate  
Floor Tile | Porcelain | Matt

## COLORES | COLOURS



makai ivory



makai haya



makai straw



makai nogal



makai roble



makai gris

## FORMATOS DISPONIBLES | AVAILABLE SIZE



23x120  
± 8,5mm

## PIEZAS ESPECIALES SPECIAL PIECES

PELDAÑOS Y RODAPIES TÉCNICOS  
Ver última página  
TECHNICAL STEPS AND SKIRTING  
See last page

## VARIACIÓN GRÁFICA | SHADE VARIATION



## CARACTERÍSTICAS TÉCNICAS | TECHNICAL SPECIFICATIONS



### PACKING | PACKING

| Faces            | Rec.        | Clase 3<br>C.Grip | Cod. Mate | Cod.<br>ADZ | Pc/Cj | M2/Cj | Cj/Pl | M2/Pl | Kg/Cj | Kg/Pl |
|------------------|-------------|-------------------|-----------|-------------|-------|-------|-------|-------|-------|-------|
| 23x120 (10"x48") | Por. Madera | 33                | MP220     | MP221       | 5     | 1,38  | 48    | 66,24 | 26,2  | 1286  |

• 2 tratamiento antideslizante sujeto a condiciones de modelo, color, formato y suministro

• versión antideslizante solo disponible en color straw, nogal y gris.

Makai nogal 23x120 | 10"x48"





Willow haya 20x75 | 8"x30"



# Willow

Pavimento | Porcelánico | Mate  
Floor Tile | Porcelain | Matt

## COLORES | COLOURS



willow perla



willow ceniza



willow haya



willow taupe



willow natural

## FORMATOS DISPONIBLES | AVAILABLE SIZE



20x75  
± 8,2mm

## PIEZAS ESPECIALES SPECIAL PIECES

PELDAÑOS Y RODAPIES TÉCNICOS  
Ver última página  
TECHNICAL STEPS AND SKIRTING  
See last page

## VARIACIÓN GRÁFICA | SHADE VARIATION



## CARACTERÍSTICAS TÉCNICAS | TECHNICAL SPECIFICATIONS



### PACKING | PACKING

| 20x75 (8"x30") | Por. Madera | Faces | Rec. | Clase 3<br>C.Grip | Cod. Mate | Cod.<br>ADZ | Pc/Cj | M2/Cj | Cj/Pl | M2/Pl | Kg/Cj | Kg/Pl |
|----------------|-------------|-------|------|-------------------|-----------|-------------|-------|-------|-------|-------|-------|-------|
|                |             | 20    | ·    | · 2               | MP210     | MP211       | 7     | 1,05  | 72    | 75,6  | 18,5  | 1352  |

· 2 tratamiento antideslizante sujeto a condiciones de modelo, color, formato y suministro

👉 versión antideslizante solo disponible en color ceniza y natural




# Glazed Porcelain

## FORMATOS | SIZE

60x120 | 100x100  
60x60 | 60,8x60,8  
30x60 | 30,3x61,3  
33,3x33,3 | 45x45

## ACABADOS | FINISHES

MATE  
BRILLO  
ADZ  
IN AND OUT



Agueda beige 33x33 | 13"x13"



# Agueda

Pavimento | Porelánico rojo | Mate | In&Out | Antideslizante  
 Floor Tile | Red Porcelain | Matt | In&Out | Anti-slip

## COLORES | COLOURS



agueda beige    agueda cotto    agueda gris

## FORMATOS DISPONIBLES AVAILABLE SIZE



33,3x33,3  
±0,5mm

## PIEZAS ESPECIALES | SPECIAL PIECES

PELDAÑOS Y RODAPIES TÉCNICOS  
Ver última página  
TECHNICAL STEPS AND SKIRTING  
See last page



PELDAÑO EXTRUIDO  
EXTRUDED STEP  
33x33 | 13"x13"  
P141    adz. beige  
                  adz. cotto  
                  adz. gris

## VARIACIÓN GRÁFICA | SHADE VARIATION



## CARACTERÍSTICAS TÉCNICAS | TECHNICAL SPECIFICATIONS



### PACKING | PACKING

| 33,3x33,3 (13"x13") | Pasta Roja | Faces | Rec. | Cod. Brillo | Cod. Mate | Pc/Cj | M2/Cj | Cj/Pl | M2/Pl | Kg/Cj | Kg/Pl |
|---------------------|------------|-------|------|-------------|-----------|-------|-------|-------|-------|-------|-------|
|                     |            | 6     |      | -           | MR050     | 12    | 1,33  | 48    | 63,84 | 24,5  | 1196  |



Amyr antracita 60,8x60,8 | 24"x24"



# Amyr

Pavimento | Porcelánico | Mate | In&Out  
Floor Tile | Porcelain | Matt | In&Out

## COLORES | COLOURS



amyr ivory   amyr musgo   amyr antracita

## FORMATOS DISPONIBLES | AVAILABLE SIZE




60,8x60,8  
±9mm

## PIEZAS ESPECIALES | SPECIAL PIECES

PELDAÑOS Y RODAPIES TÉCNICOS  
Ver última página  
TECHNICAL STEPS AND SKIRTING  
See last page

## VARIACIÓN GRÁFICA | SHADE VARIATION



## CARACTERÍSTICAS TÉCNICAS | TECHNICAL SPECIFICATIONS



| PACKING   PACKING        | Faces | Rec. | Clase 3<br>C.Grip | Cod. Mate | Cod. Brillo | Cod. ADZ | Pc/Cj | M2/Cj | Cj/PI | M2/PI | Kg/Cj | Kg/PI |
|--------------------------|-------|------|-------------------|-----------|-------------|----------|-------|-------|-------|-------|-------|-------|
| 60,8x60,8 (24"x24") Por. | 4     |      |                   | MP165     | -           | -        | 4     | 1,48  | 30    | 44,4  | 29,70 | 891   |



# Belgravia

Pavimento | Porcelánico | Rectificado | Mate  
Floor Tile | Porcelain | Rectified | Matt

## COLORES | COLOURS



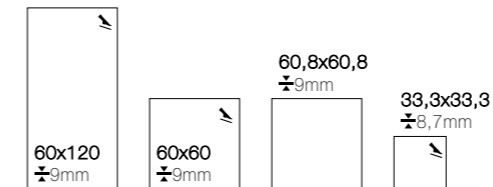
belgravia beige

belgravia pearl

belgravia grey

belgravia anthracite

## FORMATOS DISPONIBLES | AVAILABLE SIZE



## PIEZAS ESPECIALES | SPECIAL PIECES

PELDAÑOS Y RODAPIES TÉCNICOS  
Ver última página  
TECHNICAL STEPS AND SKIRTING  
See last page

## VARIACIÓN GRÁFICA | SHADE VARIATION



## CARACTERÍSTICAS TÉCNICAS | TECHNICAL SPECIFICATIONS



| PACKING   PACKING   |      | Faces | Rec. | Clase 3<br>C.Grip | Cod.<br>Mate | Cod.<br>Brillo | Cod.<br>ADZ | Pc/Cj | M2/Cj | Cj/PI | M2/PI | Kg/Cj | Kg/PI   |
|---------------------|------|-------|------|-------------------|--------------|----------------|-------------|-------|-------|-------|-------|-------|---------|
| 33,3x33,3 (13"x13") | Por. | 48    |      |                   | -            | -              | MP105       | 12    | 1,33  | 46    | 61,18 | 24,5  | 1147    |
| 60x60 (24"x24")     | Por. | 22    | ·    | · 2               | MP170        | -              | MP176       | 4     | 1,44  | 30    | 43,2  | 29,75 | 912     |
| 60,8x60,8 (24"x24") | Por. | 22    |      | · 2               | MP160        | -              | -           | 4     | 1,48  | 30    | 44,4  | 29,7  | 911     |
| 60x120 (24"x48")    | Por. | 11    | ·    | · 2               | MP180        | -              | MP185       | 2     | 1,44  | 36    | 51,84 | 28,62 | 1030,32 |



Bellagio 60x120 | 24"x48"

# Bellagio Bellagio Gold

Pavimento | Porcelánico | Rectificado | Mate | Brillo  
Floor Tile | Porcelain | Rectified | Matt | Gloss

## COLORES | COLOURS



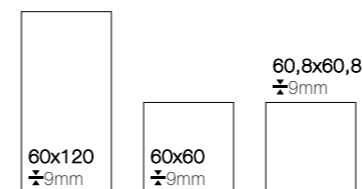
bellagio

bellagio gold

## OTRAS TIPOLOGÍAS OTHER TYPOLOGIES

REV. PASTA BLANCA | WHITE BODY WALL TILE  
30x90

## FORMATOS DISPONIBLES | AVAILABLE SIZE



## PIEZAS ESPECIALES SPECIAL PIECES

Ver última página  
TECHNICAL STEPS AND SKIRTING  
See last page

## VARIACIÓN GRÁFICA | SHADE VARIATION



## CARACTERÍSTICAS TÉCNICAS | TECHNICAL SPECIFICATIONS



| PACKING   PACKING   |      | Faces | Rec. | Clase 3<br>C. Grip | Cod. Mate | Cod. Brillo | Cod. ADZ | Pc/Cj | M2/Cj | Cj/PI | M2/PI | Kg/Cj | Kg/PI |
|---------------------|------|-------|------|--------------------|-----------|-------------|----------|-------|-------|-------|-------|-------|-------|
| 60x60 (24"x24")     | Por. | 16    | .    |                    | MP170     | MP177       | -        | 4     | 1,44  | 30    | 43,2  | 31,4  | 911   |
| 60,8x60,8 (24"x24") | Por. | 16    | .    |                    | MP160     | MP161       | -        | 5     | 1,85  | 30    | 55,5  | 34    | 912,5 |
| 60x120 (24"x48")    | Por. | 8     | .    |                    | MP180     | MP181       | -        | 2     | 1,44  | 36    | 51,84 | 28,62 | 1030  |




Byronbay almond 60x120 | 24"x48"

# Byronbay

Pavimento | Porcelánico | Rectificado | Mate  
Floor Tile | Porcelain | Rectified | Matt

## COLORES | COLOURS



byronbay almond

byronbay taupe

byronbay grey

## FORMATOS DISPONIBLES | AVAILABLE SIZE



## PIEZAS ESPECIALES | SPECIAL PIECES

PELDAÑOS Y RODAPIES TÉCNICOS  
Ver última página  
TECHNICAL STEPS AND SKIRTING  
See last page

## VARIACIÓN GRÁFICA | SHADE VARIATION



## CARACTERÍSTICAS TÉCNICAS | TECHNICAL SPECIFICATIONS



| PACKING   PACKING | Faces | Rec. | Clase 3<br>C.Grip | Cod.<br>Mate | Cod.<br>Brillo | Cod.<br>ADZ | Pc/Cj | M2/Cj | Cj/PI | M2/PI | Kg/Cj | Kg/PI  |
|-------------------|-------|------|-------------------|--------------|----------------|-------------|-------|-------|-------|-------|-------|--------|
| 60x60 (24"x24")   | Por.  | 28   | ·                 | MP176        | -              | -           | 4     | 1,44  | 30    | 43,2  | 31,4  | 912,5  |
| 60x120 (24"x48")  | Por.  | 14   | ·                 | MP185        | -              | -           | 2     | 1,44  | 36    | 51,84 | 28,62 | 103,32 |



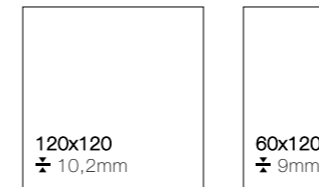
# Clapton

Pavimento | Porcelánico | Rectificado | Mate  
Floor Tile | Porcelain | Rectified | Matt

## COLORES | COLOURS



## FORMATOS DISPONIBLES | AVAILABLE SIZE



## PIEZAS ESPECIALES | SPECIAL PIECES

PELDAÑOS Y RODAPIES TÉCNICOS  
Ver última página  
TECHNICAL STEPS AND SKIRTING  
See last page

## VARIACIÓN GRÁFICA | SHADE VARIATION



## CARACTERÍSTICAS TÉCNICAS | TECHNICAL SPECIFICATIONS



| PACKING   PACKING    |      | Faces | Rec. | Clase 3<br>C.Grip | Cod.<br>Mate | Cod.<br>Brillo | Cod.<br>RLV | Pc/Cj | M2/Cj | Cj/Pl | M2/Pl | Kg/Cj | Kg/Pl |
|----------------------|------|-------|------|-------------------|--------------|----------------|-------------|-------|-------|-------|-------|-------|-------|
| 60x120 (24"x48")     | Por. | 12    | .    |                   | MP180        | -              | -           | 2     | 1,44  | 36    | 51,84 | 29,5  | 1091  |
| 60x120 RLV (24"x48") | Por. | 12    | .    |                   | -            | -              | MP183       | 2     | 1,44  | 36    | 51,84 | 29,5  | 1091  |
| 120x120* (48"x48")   | Por. | 6     | .    |                   | MP330        | -              | -           | 1     | 1,44  | 36    | 51,84 | 35    | 1300  |

\*formato 120x120 solo disponible en color white

Clapton grey 60x120 | 24"x48" \_ RLV Clapton grey 60x120 | 24"x48"



DC Tinsel 60x120 | 24"x48"



# DC Tinsel

Pavimento | Rectificado | Mate  
Floor Tile | Rectified | Matt

## COLORES | COLOURS



dc tinsel



dc tinsel white

## FORMATOS DISPONIBLES | AVAILABLE SIZE



60x120  
± 9mm

## PIEZAS ESPECIALES | SPECIAL PIECES

PELDAÑOS Y RODAPIES TÉCNICOS  
Ver última página  
TECHNICAL STEPS AND SKIRTING  
See last page

## VARIACIÓN GRÁFICA | SHADE VARIATION



## CARACTERÍSTICAS TÉCNICAS | TECHNICAL SPECIFICATIONS



| PACKING   PACKING     | Faces | Rec. | Clase 3<br>C.Grip | Cod.<br>Mate | Cod.<br>Brillo | Cod.<br>RLV | Pc/Cj | M2/Cj | Cj/Pl | M2/Pl | Kg/Cj | Kg/Pl |
|-----------------------|-------|------|-------------------|--------------|----------------|-------------|-------|-------|-------|-------|-------|-------|
| 60x120 (24"x48") Por. | 1     | .    |                   | P805         | -              | -           | 2     | 1,44  | 30    | 43,2  | 28    | 860   |



 **Drava**

Pavimento | Porcelánico | Mate  
Floor Tile | Porcelain | Matt

COLORES | COLOURS



drava marfil   drava arena   drava perla   drava silver

OTRAS TIPOLOGÍAS  
OTHER TYPOLOGIES

REV. PASTA BLANCA | WHITE BODY WALL TILE  
30x90

FORMATOS DISPONIBLES | AVAILABLE SIZE



60,8x60,8  
±9mm

PIEZAS ESPECIALES | SPECIAL PIECES

PELDAÑOS Y RODAPIES TÉCNICOS  
Ver última página  
TECHNICAL STEPS AND SKIRTING  
See last page

VARIACIÓN GRÁFICA | SHADE VARIATION



CARACTERÍSTICAS TÉCNICAS | TECHNICAL SPECIFICATIONS



| PACKING   PACKING   | Faces | Rec. | Clase 3<br>C.Grip | Cod.<br>Mate | Cod.<br>Brillo | Cod.<br>ADZ | Pc/Cj | M2/Cj | Cj/Pl | M2/Pl | Kg/Cj | Kg/Pl |
|---------------------|-------|------|-------------------|--------------|----------------|-------------|-------|-------|-------|-------|-------|-------|
| 60,8x60,8 (24"x24") | Por.  | 10   | 2                 | MP160        | -              | -           | 4     | 1,48  | 30    | 44,4  | 29,7  | 911   |

2 tratamiento antideslizante sujeto a condiciones de modelo, color, formato y suministro

Drava silver 60,8x60,8 | 24"x24"



# Dylon

Pavimento | Porcelánico | Rectificado | Mate  
Floor Tile | Porcelain | Rectified | Matt

## COLORES | COLOURS



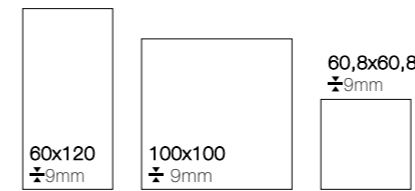
dylon marfil

dylon taupe

dylon perla

dylon gris

## FORMATOS DISPONIBLES | AVAILABLE SIZE



## PIEZAS ESPECIALES | SPECIAL PIECES

PELDAÑOS Y RODAPIÉS TÉCNICOS  
Ver última página  
TECHNICAL STEPS AND SKIRTING  
See last page

## VARIACIÓN GRÁFICA | SHADE VARIATION



## CARACTERÍSTICAS TÉCNICAS | TECHNICAL SPECIFICATIONS



| PACKING   PACKING   |      | Faces | Rec. | Clase 3<br>C.Grip | Cod.<br>Mate | Cod.<br>Brillo | Cod.<br>ADZ | Pc/Cj | M2/Cj | Cj/Pl | M2/Pl | Kg/Cj | Kg/Pl   |
|---------------------|------|-------|------|-------------------|--------------|----------------|-------------|-------|-------|-------|-------|-------|---------|
| 60,8x60,8 (24"x24") | Por. | 24    |      |                   | MP140        | -              | MP160       | 5     | 1,85  | 30    | 55,5  | 34    | 1042    |
| 60x120 (24"x48")    | Por. | 12    |      |                   | MP180        | -              | -           | 2     | 1,44  | 36    | 51,84 | 28,62 | 1055,32 |
| 100x100 (39"x39")   | Por. | 6     |      |                   | MP189        | -              | -           | 2     | 2     | 27    | 54    | 41    | 1133    |

Dylon marfil 120x120 | 48"x48" \_ Dylon marfil 60x120 | 24"x48"

\*formato 100x100 solo disponible en color perla y marfil



Laza beige 60x120 | 24"x48"

# Laza

Pavimento | Porcelánico | Rectificado | Mate  
Floor Tile | Porcelain | Rectified | Matt

## COLORES | COLOURS



laza blanco

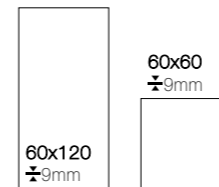
laza perla

laza beige

## OTRAS TIPOLOGÍAS OTHER TYPOLOGIES

REV. PASTA BLANCA | WHITE BODY WALL TILE  
30x90 | 30x60

## FORMATOS DISPONIBLES | AVAILABLE SIZE



## PIEZAS ESPECIALES | SPECIAL PIECES

PELDAÑOS Y RODAPIÉS TÉCNICOS  
Ver última página  
TECHNICAL STEPS AND SKIRTING  
See last page

## VARIACIÓN GRÁFICA | SHADE VARIATION



## CARACTERÍSTICAS TÉCNICAS | TECHNICAL SPECIFICATIONS



| PACKING   PACKING |      | Faces | Rec. | Clase 3<br>C.Grip | Cod.<br>Mate | Cod.<br>Brillo | Cod.<br>ADZ | Pc/Cj | M2/Cj | Cj/Pl | M2/Pl | Kg/Cj | Kg/Pl |
|-------------------|------|-------|------|-------------------|--------------|----------------|-------------|-------|-------|-------|-------|-------|-------|
| 60x60 (24"x24")   | Por. | 20    | .    |                   | MP170        | -              | -           | 4     | 1,44  | 30    | 43,2  | 29,75 | 912,5 |
| 60x120 (24"x48")  | Por. | 10    | .    |                   | MP180        | -              | -           | 2     | 1,44  | 36    | 51,84 | 28,62 | 1055  |




Manhattan pearl 60x120 | 24"x48"



# Manhattan

Pavimento | Porcelánico | Rectificado | Mate  
Floor Tile | Porcelain | Rectified | Matt

## COLORES | COLOURS

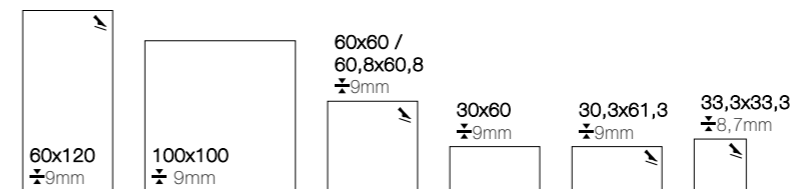


manhattan white    manhattan sand    manhattan natural



manhattan tan    manhattan pearl    manhattan grey    manhattan graphite

## FORMATOS DISPONIBLES | AVAILABLE SIZE



## OTRAS TIPOLOGÍAS OTHER TYPOLOGIES

20MM ESPESORADO | 20MM THICKNESS  
60x120 | 60x90 | 60x60  
REV. PASTA BLANCA | WHITE BODY WALL TILE  
30x90  
PAV. PASTA ROJA | RED BODY FLOOR TILE  
45x45

## PIEZAS ESPECIALES SPECIAL PIECES

PELDAÑOS Y RODAPIES TÉCNICOS  
Ver última página  
TECHNICAL STEPS AND SKIRTING  
See last page

## VARIACIÓN GRÁFICA | SHADE VARIATION



## CARACTERÍSTICAS TÉCNICAS | TECHNICAL SPECIFICATIONS



| PACKING   PACKING   | Faces | Rec. | Clase 3<br>C.Grip | Cod.<br>Mate | Cod.<br>Brillo | Cod.<br>ADZ | Pc/Cj | M2/Cj | Cj/PI | M2/PI | Kg/Cj | Kg/PI   |
|---------------------|-------|------|-------------------|--------------|----------------|-------------|-------|-------|-------|-------|-------|---------|
| 33,3x33x3 (13"x13") | Por.  | 48   |                   | -            | -              | MP105       | 12    | 1,33  | 48    | 63,84 | 24,5  | 1196    |
| 30x60 (12"x24")     | Por.  | 32   | · 2               | MP120        | -              | -           | 6     | 1,08  | 48    | 51,84 | 22,63 | 1106,24 |
| 30,3x61,3 (12"x24") | Por.  | 32   | · 2               | MP110        | -              | MP116       | 7     | 1,3   | 40    | 52    | 25    | 1020    |
| 60x60 (24"x24")     | Por.  | 16   | · 2               | MP170        | -              | MP176       | 4     | 1,44  | 30    | 43,2  | 29,75 | 912,5   |
| 60,8x60,8 (24"x24") | Por.  | 16   | · 2               | MP160        | -              | -           | 4     | 1,48  | 30    | 44,4  | 29,7  | 911     |
| 100x100* (39"x39")  | Por.  | 10   |                   | MP189        | -              | -           | 2     | 2     | 27    | 54    | 41    | 1133    |
| 60x120 (24"x48")    | Por.  | 8    | · 2               | MP180        | -              | MP185       | 2     | 1,44  | 36    | 51,84 | 28,62 | 1055,32 |

\* · 2 tratamiento antideslizante sujeto a condiciones de modelo, color, formato y suministro


\*formato 100x100 solo disponible en color sand, pearl, white y tan



# Mutaz

Pavimento | Porcelánico | Mate | In&Out  
Floor Tile | Porcelain | Matt | In&Out

## COLORES | COLOURS



mutaz blanco   mutaz crema   mutaz gris   mutaz marengo

## FORMATOS DISPONIBLES | AVAILABLE SIZE




60,8x60,8  
±9mm

## PIEZAS ESPECIALES | SPECIAL PIECES

PELDAÑOS Y RODAPIES TÉCNICOS  
Ver última página  
TECHNICAL STEPS AND SKIRTING  
See last page

## VARIACIÓN GRÁFICA | SHADE VARIATION



## CARACTERÍSTICAS TÉCNICAS | TECHNICAL SPECIFICATIONS



| PACKING   PACKING   |      | Faces | Rec. | Clase 3<br>C.Grip | Cod.<br>Mate | Cod.<br>Brillo | Cod.<br>ADZ | Pc/Cj | M2/Cj | Cj/PI | M2/PI | Kg/Cj | Kg/PI |
|---------------------|------|-------|------|-------------------|--------------|----------------|-------------|-------|-------|-------|-------|-------|-------|
| 60,8x60,8 (24"x24") | Por. | 8     | .    |                   | MP165        | -              | -           | 4     | 1,48  | 30    | 44,4  | 31,35 | 960,5 |


Mutaz marengo 60,8x60,8 | 24"x24"



# Nadinne

Pavimento | Porcelánico | Rectificado | Mate  
Floor Tile | Porcelain | Rectified | Matt

## COLORES | COLOURS



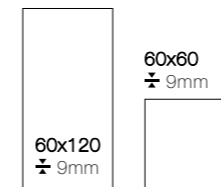
nadinne blanc

nadinne verd

nadinne natural

nadinne taupe

## FORMATOS DISPONIBLES | AVAILABLE SIZE



## PIEZAS ESPECIALES | SPECIAL PIECES

PELDAÑOS Y RODAPIÉS TÉCNICOS  
Ver última página  
TECHNICAL STEPS AND SKIRTING  
See last page

## VARIACIÓN GRÁFICA | SHADE VARIATION



## CARACTERÍSTICAS TÉCNICAS | TECHNICAL SPECIFICATIONS



| PACKING   PACKING |      | Faces | Rec. | Clase 3<br>C.Grip | Cod.<br>Mate | Cod.<br>Brillo | Cod.<br>ADZ | Pc/Cj | M2/Cj | Cj/Pl | M2/Pl | Kg/Cj | Kg/Pl   |
|-------------------|------|-------|------|-------------------|--------------|----------------|-------------|-------|-------|-------|-------|-------|---------|
| 60x60 (24"x24")   | Por. | 6     | .    |                   | MP170        | -              | -           | 4     | 1,44  | 30    | 43,2  | 29,75 | 912,5   |
| 60x120 (24"x48")  | Por. | 3     | .    |                   | MP180        | -              | -           | 2     | 1,44  | 36    | 51,84 | 28,62 | 1055,32 |

Nadinne blanc 60x120 | 24"x48" \_ Clapton white 60x120 | 24"x48"



# Nature

Pavimento | Porcelánico | Rectificado | Mate  
Floor Tile | Porcelain | Rectified | Matt

## COLORES | COLOURS



nature perla

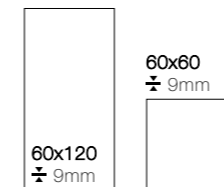
nature gris

nature grafito

## OTRAS TIPOLOGÍAS OTHER TYPOLOGIES

REV. PASTA BLANCA | WHITE BODY WALL TILE  
30x90

## FORMATOS DISPONIBLES | AVAILABLE SIZE



## PIEZAS ESPECIALES | SPECIAL PIECES

PELDAÑOS Y RODAPIES TÉCNICOS  
Ver última página  
TECHNICAL STEPS AND SKIRTING  
See last page

## VARIACIÓN GRÁFICA | SHADE VARIATION



## CARACTERÍSTICAS TÉCNICAS | TECHNICAL SPECIFICATIONS



| PACKING   PACKING |      | Faces | Rec. | Clase 3<br>C.Grip | Cod.<br>Mate | Cod.<br>Brillo | Cod.<br>ADZ | Pc/Cj | M2/Cj | Cj/PI | M2/PI | Kg/Cj | Kg/PI   |
|-------------------|------|-------|------|-------------------|--------------|----------------|-------------|-------|-------|-------|-------|-------|---------|
| 60x60 (24"x24")   | Por. | 11    | .    | 2                 | MP170        | -              | -           | 4     | 1,44  | 30    | 43,2  | 29,75 | 912,5   |
| 60x120 (24"x48")  | Por. | 8     | .    | 2                 | MP180        | -              | -           | 2     | 1,44  | 36    | 51,84 | 28,62 | 1055,32 |

Nature gris 60x60 | 24"x24"




Lys grey 45x45 | 18"x18"




# Precut

Pavimento | Porcelánico | Mate  
Floor Tile | Porcelain | Matt


COLORES | COLOURS




lys blue




lys pink




lys grey




lys white




star white



star black



flor blue



penta pink

FORMATOS DISPONIBLES | AVAILABLE SIZE



45x45  
± 9,5mm

CARACTERÍSTICAS TÉCNICAS | TECHNICAL SPECIFICATIONS



| PACKING   PACKING | Faces | Rec. | Clase 3<br>C.Grip | Cod.<br>Mate | Cod.<br>Brillo | Cod.<br>ADZ | Pc/Cj | M2/Cj | Cj/Pl | M2/Pl | Kg/Cj | Kg/Pl   |
|-------------------|-------|------|-------------------|--------------|----------------|-------------|-------|-------|-------|-------|-------|---------|
| 45x45 (18"x18")   | Por.  | -    | 2                 | MP127        | -              | -           | 6     | 1,22  | 52    | 63,44 | 26,20 | 1382,40 |



 **Racer**  **Reno**

Pavimento | Porcelánico | Rectificado | Mate | Brillo  
 Floor Tile | Porcelain | Rectified | Matt | Gloss

COLORES | COLOURS



racer blanco



racer crema

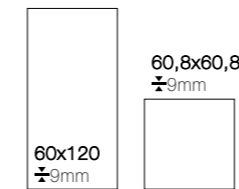


reno blanco



reno crema


FORMATOS DISPONIBLES | AVAILABLE SIZE



PIEZAS ESPECIALES | SPECIAL PIECES

PELDAÑOS Y RODAPIES TÉCNICOS  
 Ver última página  
 TECHNICAL STEPS AND SKIRTING  
 See last page

VARIACIÓN GRÁFICA | SHADE VARIATION



CARACTERÍSTICAS TÉCNICAS | TECHNICAL SPECIFICATIONS



| PACKING   PACKING   |      | Faces | Rec. | Clase 3<br>C.Grip | Cod.<br>Mate | Cod.<br>Brillo | Cod.<br>ADZ | Pc/Cj | M2/Cj | Cj/PI | M2/PI | Kg/Cj | Kg/PI   |
|---------------------|------|-------|------|-------------------|--------------|----------------|-------------|-------|-------|-------|-------|-------|---------|
| 60,8x60,8 (24"x24") | Por. | 20    |      |                   | MP160        | MP161          | -           | 5     | 1,85  | 30    | 55,5  | 34    | 1042    |
| 60x120 (24"x48")    | Por. | 4     |      |                   | MP180        | MP181          | -           | 2     | 1,44  | 36    | 51,84 | 28,62 | 1055,32 |

Racer blanco 60x60 | 24"x24" \_ Racer blanco 60x120 | 24"x48"



# Safeer

Porcelánico | Mate  
Porcelain | Matt

COLORES | COLOURS



safeer blanco



safeer arena



safeer gris



safeer dark

FORMATOS DISPONIBLES | AVAILABLE SIZE



17x52  
±8,8mm

PIEZAS ESPECIALES | SPECIAL PIECES

PELDAÑOS Y RODAPIES TÉCNICOS  
Ver última página  
TECHNICAL STEPS AND SKIRTING  
See last page

VARIACIÓN GRÁFICA | SHADE VARIATION



CARACTERÍSTICAS TÉCNICAS | TECHNICAL SPECIFICATIONS



| PACKING   PACKING | Faces | Rec. | Clase 3<br>C.Grip | Cod.<br>Mate | Cod.<br>Brillo | Cod.<br>ADZ | Pc/Cj | M2/Cj | Cj/PI | M2/PI | Kg/Cj | Kg/PI  |
|-------------------|-------|------|-------------------|--------------|----------------|-------------|-------|-------|-------|-------|-------|--------|
| 17x52 (7"x21")    | Por.  | 7    |                   | MP100        | -              | -           | 17    | 1,5   | 55    | 82,5  | 22,5  | 1257,5 |

Safeer arena 17x52 | 7"x21"



Status beige 60x120 | 24"x48"



# Status

Pavimento | Porcelánico | Rectificado | Mate  
Floor Tile | Porcelain | Rectified | Matt

## COLORES | COLOURS



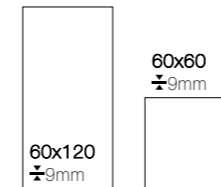
status beige

status perla

status gris

status grafito

## FORMATOS DISPONIBLES | AVAILABLE SIZE



60x120  
±9mm

60x60  
±9mm

## VARIACIÓN GRÁFICA | SHADE VARIATION



## CARACTERÍSTICAS TÉCNICAS | TECHNICAL SPECIFICATIONS



| PACKING   PACKING | Faces | Rec. | Clase 3<br>C. Grip | Cod.<br>Mate | Cod.<br>Brillo | Cod.<br>ADZ | Pc/Cj | M2/Cj | Cj/PI | M2/PI | Kg/Cj | Kg/PI   |
|-------------------|-------|------|--------------------|--------------|----------------|-------------|-------|-------|-------|-------|-------|---------|
| 60x60 (24"x24")   | Por.  | 11   | ·                  | · 2          | MP170          | -           | 4     | 1,44  | 30    | 43,2  | 29,75 | 912,5   |
| 60x120 (24"x48")  | Por.  | 8    | ·                  | · 2          | MP180          | -           | 2     | 1,44  | 36    | 51,84 | 28,62 | 1055,32 |



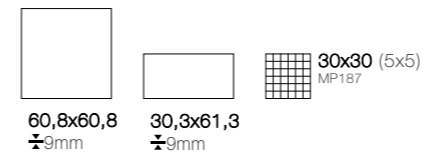
Pavimento | Porcelánico | Mate | In&Out  
Floor Tile | Porcelain | Matt | In&Out

COLORES | COLOURS



towns white    towns taupe    towns pearl    towns gris

FORMATOS DISPONIBLES | AVAILABLE SIZE



60,8x60,8  
±9mm

30,3x61,3  
±9mm

30x30 (5x5)  
MP187

VARIACIÓN GRÁFICA | SHADE VARIATION



CARACTERÍSTICAS TÉCNICAS | TECHNICAL SPECIFICATIONS



| PACKING   PACKING   | Faces | Rec. | Clase 3<br>C.Grip | Cod.<br>Mate | Cod.<br>Brillo | Cod.<br>ADZ | Pc/Cj | M2/Cj | Cj/PI | M2/PI | Kg/Cj | Kg/PI |
|---------------------|-------|------|-------------------|--------------|----------------|-------------|-------|-------|-------|-------|-------|-------|
| 30,3x61,3 (12"x25") | Por.  | 16   |                   | MP116        | -              | -           | 7     | 1,3   | 40    | 52    | 25    | 1020  |
| 60,8x60,8 (24"x24") | Por.  | 8    |                   | MP165        | -              | -           | 4     | 1,48  | 30    | 44,4  | 29,7  | 911   |

Towns pearl 60,8x60,8 | 24"x24" \_ Towns pearl 30,3x61,3 | 12"x24"




Antibes ivory 60x60 | 24"x24"



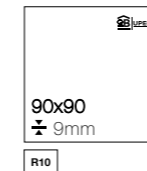
# Matt collection

Pavimento | Porcelánico | Rectificado | Mate  
Floor Tile | Porcelain | Rectified | Matt

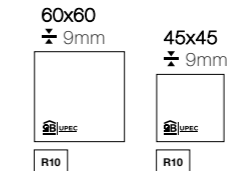
COLORES | COLOURS



FORMATOS DISPONIBLES | AVAILABLE SIZE  
BATELA




FORMATOS DISPONIBLES | AVAILABLE SIZE  
ZIRO / ANTIBES




ANTIBES  
VARIACIÓN GRÁFICA | SHADE VARIATION



ZIRO  
VARIACIÓN GRÁFICA | SHADE VARIATION



BATELA  
VARIACIÓN GRÁFICA | SHADE VARIATION



CARACTERÍSTICAS TÉCNICAS | TECHNICAL SPECIFICATIONS



| PACKING   PACKING | Faces | Rec. | Clase 3<br>C.Grip | Cod.<br>Mate | Cod.<br>Brillo | Cod.<br>ADZ | Pc/Cj | M2/Cj | Cj/PI | M2/PI | Kg/Cj | Kg/PI  |
|-------------------|-------|------|-------------------|--------------|----------------|-------------|-------|-------|-------|-------|-------|--------|
| 45x45 (18"x18")   | Por.  | 28   | -                 | MP132        | -              | MP135       | 6     | 1,22  | 52    | 63,44 | 26,2  | 1382,4 |
| 60x60 (24"x24")   | Por.  | 24   | -                 | MP170        | -              | MP173       | 4     | 1,44  | 30    | 43,2  | 29,75 | 912,5  |
| 90x90 (36"x36")   | Por.  | 7    | -                 | MP207        | -              | -           | 2     | 1,62  | 32    | 51,84 | 33    | 1081   |



# Glossy collection

Pavimento | Porcelánico | Brillo  
Floor Tile | Porcelain | Glossy

## COLORES | COLOURS



calacatta blanco




reness perla   reness crema   reness gris

## FORMATOS DISPONIBLES | AVAILABLE SIZE




60,8x60,8  
± 9mm

## CALCATA VARIACIÓN GRÁFICA | SHADE VARIATION



## RENESS VARIACIÓN GRÁFICA | SHADE VARIATION



## CARACTERÍSTICAS TÉCNICAS | TECHNICAL SPECIFICATIONS



| PACKING   PACKING           | Faces | Rec. | Clase 3<br>C.Grip | Cod.<br>Mate | Cod.<br>Brillo | Cod.<br>ADZ | Pc/Cj | M2/Cj | Cj/PI | M2/PI | Kg/Cj | Kg/PI |
|-----------------------------|-------|------|-------------------|--------------|----------------|-------------|-------|-------|-------|-------|-------|-------|
| 60,8x60,8 (24"x24")<br>Por. | -     | -    | -                 | -            | MP161          | -           | 4     | 1,48  | 30    | 44,4  | 29,7  | 911,5 |

Calacatta 60,8x60,8 | 24"x24"

# White Body Wall Tile

## FORMATOS | SIZE

60x120 | 30x90  
33,3x100 | 30x60

## ACABADOS | FINISHES

MATE  
BRILLO



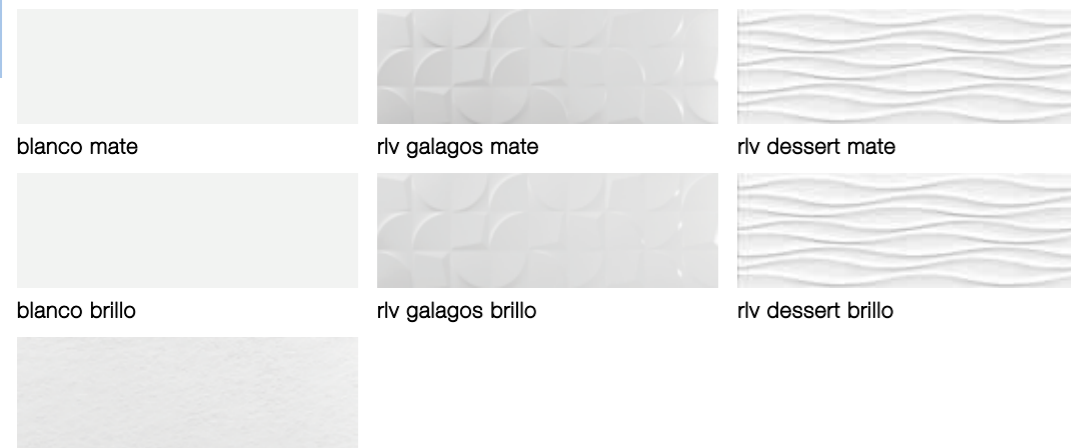
# Blancos

Revestimiento | Pasta Blanca | Mate | Brillo  
Wall Tile | White Body | Matt | Gloss




Creta blanco mate 30x90 | 12"x36"

**COLORES 30x90 | COLOURS 30x90**



creta blanco mate

**COLORES 33x100 | COLOURS 33x100**



blanco mate

blanco brillo

**CARACTERÍSTICAS TÉCNICAS | TECHNICAL SPECIFICATIONS**



**PACKING | PACKING**

|                     | Faces        | Rec. | Cod. Brillo | Cod. Mate | Pc/Cj | M2/Cj | Cj/Pl | M2/Pl | Kg/Cj | Kg/Pl   |
|---------------------|--------------|------|-------------|-----------|-------|-------|-------|-------|-------|---------|
| 30x90 (12"x36")     | Pasta Blanca | -    | MB140       | MB140     | 5     | 1,35  | 63    | 85,05 | 20,22 | 1298,86 |
| 30x90 RLV (12"x36") | Pasta Blanca | -    | MB145       | MB145     | 5     | 1,35  | 63    | 85,05 | 20,22 | 1298,86 |
| 33,3x100 (13"x40")  | Pasta Blanca | -    | MB150       | MB150     | 6     | 2     | 48    | 96    | 25    | 1222    |



# Blancos

Revestimiento | Pasta Blanca | Mate | Brillo  
Wall Tile | White Body | Matt | Gloss



Blanco mate 30x60 | 12"x24"

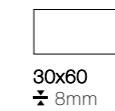
**COLORES 30x60 | COLOURS 30x60**



rlv blanco mate

rlv blanco brillo

**FORMATOS DISPONIBLES | AVAILABLE SIZE**



30x60  
± 8mm

**OTRAS TIPOLOGÍAS | OTHER TYPOLOGIES**

REV. PASTA ROJA | RED BODY WALL TILE  
30x90  
33x55  
25x70

**CARACTERÍSTICAS TÉCNICAS | TECHNICAL SPECIFICATIONS**



**PACKING | PACKING**

|                     | Faces        | Rec. | Cod. Brillo | Cod. Mate | Pc/Cj | M2/Cj | Cj/Pl | M2/Pl | Kg/Cj | Kg/Pl |
|---------------------|--------------|------|-------------|-----------|-------|-------|-------|-------|-------|-------|
| 30x60 (12"x24")     | Pasta Blanca | -    | MB132       | MB132     | 10    | 1,8   | 48    | 86,4  | 25    | 1220  |
| 30x60 RLV (12"x24") | Pasta Blanca | -    | MB134       | MB134     | 10    | 1,8   | 48    | 86,4  | 25    | 1220  |



# Dart

Revestimiento | Pasta Blanca | Rectificado | Mate  
Wall Tile | White Body | Rectified | Matt



Dart beige 33x100 | 13"x40" \_ Dart almond 60x60 | 24"x24"

**COLORES | COLOURS**



dart white



riv dart white



dart beige



riv dart beige



dart pearl



riv dart pearl

**VARIACIÓN GRÁFICA | SHADE VARIATION**



**CARACTERÍSTICAS TÉCNICAS | TECHNICAL SPECIFICATIONS**



**PACKING | PACKING**

| Faces                | Rec.         | Cod. Brillo | Cod. Mate | Pc/Cj | M2/Cj | Cj/PI | M2/PI | Kg/Cj | Kg/PI |      |
|----------------------|--------------|-------------|-----------|-------|-------|-------|-------|-------|-------|------|
| 33x100 (13"x40")     | Pasta Blanca | 21          | -         | MB150 | 6     | 2     | 48    | 96    | 24    | 1174 |
| 33x100 RLV (13"x40") | Pasta Blanca | 21          | -         | MB155 | 6     | 2     | 48    | 96    | 24    | 1174 |




# Ecchio

Revestimiento | Pasta Blanca | Rectificado | Mate  
Wall Tile | White Body | Rectified | Matt



Ecchio taupe 33x100 | 13"x40" \_ Ecchio taupe 60x60 | 24"x24"

**COLORES | COLOURS**



ecchio blanco




riv ecchio blanco



ecchio perla




riv ecchio perla



ecchio crema



riv ecchio crema



ecchio taupe



riv ecchio taupe

**FORMATOS DISPONIBLES**

AVAILABLE SIZE



33x100  
± 7mm

**OTRAS TIPOLOGÍAS**

OTHER TYPOLOGIES

MASA COLOR | COLORED BODY  
120x120 | 60x120  
90x90 | 60x60  
30x60



**CARACTERÍSTICAS TÉCNICAS | TECHNICAL SPECIFICATIONS**



**PACKING | PACKING**

| Faces                | Rec.         | Cod. Brillo | Cod. Mate | Pc/Cj | M2/Cj | Cj/PI | M2/PI | Kg/Cj | Kg/PI |      |
|----------------------|--------------|-------------|-----------|-------|-------|-------|-------|-------|-------|------|
| 33x100 (13"x40")     | Pasta Blanca | 21          | -         | MB150 | 6     | 2     | 48    | 96    | 24    | 1174 |
| 33x100 RLV (13"x40") | Pasta Blanca | 21          | -         | MB155 | 6     | 2     | 48    | 96    | 24    | 1174 |



# Athika

Revestimiento | Pasta Blanca | Rectificado | Mate  
Wall Tile | White Body | Rectified | Matt



Athika white 30x90 | 12"x36" \_ Rlv Athika white 30x90 | 12"x36"




# Batela

Revestimiento | Pasta Blanca | Rectificado | Mate  
Wall Tile | White Body | Rectified | Matt



Batela bianco 30x90 | 12"x36" \_ RLV Batela bianco 30x90 | 12"x36"

COLORES | COLOURS



athika white



rlv athika white



athika pearl



rlv athika pearl



athika marfil



rlv athika marfil

FORMATOS DISPONIBLES  
AVAILABLE SIZE




30x90  
± 8,5mm

OTRAS TIPOLOGÍAS  
OTHER TYPOLOGIES

PULIDOS NAVARTI | NAVARTI POLISHED  
120x120 | 100x100  
60x120

VARIACIÓN GRÁFICA | SHADE VARIATION



CARACTERÍSTICAS TÉCNICAS | TECHNICAL SPECIFICATIONS



| PACKING   PACKING   |              | Faces | Rec. | Cod. Brillo | Cod. Mate | Pc/Cj | M2/Cj | Cj/Pl | M2/Pl | Kg/Cj | Kg/Pl   |
|---------------------|--------------|-------|------|-------------|-----------|-------|-------|-------|-------|-------|---------|
| 30x90 (12"x36")     | Pasta Blanca | 19    | .    | MB140       | -         | 5     | 1,35  | 63    | 85,05 | 20,22 | 1298,86 |
| 30x90 RLV (12"x36") | Pasta Blanca | 19    | .    | MB145       | -         | 5     | 1,35  | 63    | 85,05 | 20,22 | 1298,86 |


COLORES | COLOURS



batela bianco




rlv batela bianco



batela beige



rlv batela beige



batela perla



rlv batela perla

VARIACIÓN GRÁFICA | SHADE VARIATION



CARACTERÍSTICAS TÉCNICAS | TECHNICAL SPECIFICATIONS



| PACKING   PACKING    |              | Faces | Rec. | Cod. Brillo | Cod. Mate | Pc/Cj | M2/Cj | Cj/Pl | M2/Pl | Kg/Cj | Kg/Pl   |
|----------------------|--------------|-------|------|-------------|-----------|-------|-------|-------|-------|-------|---------|
| 30x90 (12"x36")      | Pasta Blanca | 19    | .    | -           | MB140     | 5     | 1,35  | 63    | 85,05 | 20,22 | 1298,86 |
| 30x90 RLV* (12"x36") | Pasta Blanca | 19    | .    | -           | MB145     | 5     | 1,35  | 63    | 85,05 | 20,22 | 1298,86 |

FORMATOS DISPONIBLES  
AVAILABLE SIZE



30x90  
± 8,5mm

OTRAS TIPOLOGÍAS  
OTHER TYPOLOGIES

INFINTA | INFINTA  
120x280  
20MM ESPESORADO | 20MM THICKNESS  
100x100  
61x91  
MASA COLOR | COLORED BODY  
120x120 | 100x100  
60x120  
60x60 | 60,8x60,8  
30x60  
POLIMAT | POLIMAT  
120x120  
60x120  
REV. PASTA ROJA | RED BODY WALL TILE  
30x90  
33x55

# Bellagio

Revestimiento | Pasta Blanca | Rectificado | Mate  
Wall Tile | White Body | Rectified | Matt

# Bellagio Gold

Revestimiento | Pasta Blanca | Rectificado | Brillo  
Wall Tile | White Body | Rectified | Gloss



Bellagio 30x90 | 12"x36" \_ RLV Bellagio 30x90 | 12"x36"

COLORES | COLOURS



bellagio



rlv bellagio



bellagio gold



rlv bellagio gold

FORMATOS DISPONIBLES  
AVAILABLE SIZE



30x90  
± 8,5mm

OTRAS TIPOLOGÍAS  
OTHER TYPOLOGIES

POR. ESMALTADO | GLAZED PORCELAIN  
60x120  
60x60 | 60,8x60,8

VARIACIÓN GRÁFICA | SHADE VARIATION



CARACTERÍSTICAS TÉCNICAS | TECHNICAL SPECIFICATIONS



| PACKING   PACKING    |              | Faces | Rec. | Cod. Brillo | Cod. Mate | Pc/Cj | M2/Cj | Cj/Pl | M2/Pl | Kg/Cj | Kg/Pl   |
|----------------------|--------------|-------|------|-------------|-----------|-------|-------|-------|-------|-------|---------|
| 30x90 (12"x36")      | Pasta Blanca | 8     | ·    | MB140       | MB140     | 5     | 1,35  | 63    | 85,05 | 20,22 | 1298,86 |
| 30x90 RLV* (12"x36") | Pasta Blanca | 8     | ·    | MB145       | MB145     | 5     | 1,35  | 63    | 85,05 | 20,22 | 1298,86 |


# Creta

Revestimiento | Pasta Blanca | Rectificado | Mate  
Wall Tile | White Body | Rectified | Matt



Creta ivoire 30x90 | 12"x36"


COLORES | COLOURS



creta blanco



rlv creta blanco



creta ivoire



rlv creta ivoire



rlv creta bleu



rlv creta vert




rlv creta cotto

FORMATOS DISPONIBLES  
AVAILABLE SIZE



30x90  
± 8,5mm

VARIACIÓN GRÁFICA | SHADE VARIATION



CARACTERÍSTICAS TÉCNICAS | TECHNICAL SPECIFICATIONS



| PACKING   PACKING |              | Faces | Rec. | Cod. Brillo | Cod. Mate | Pc/Cj | M2/Cj | Cj/Pl | M2/Pl | Kg/Cj | Kg/Pl   |
|-------------------|--------------|-------|------|-------------|-----------|-------|-------|-------|-------|-------|---------|
| 30x90 (12"x36")   | Pasta Blanca | -     | ·    | -           | MB140     | 5     | 1,35  | 63    | 85,05 | 20,22 | 1298,86 |

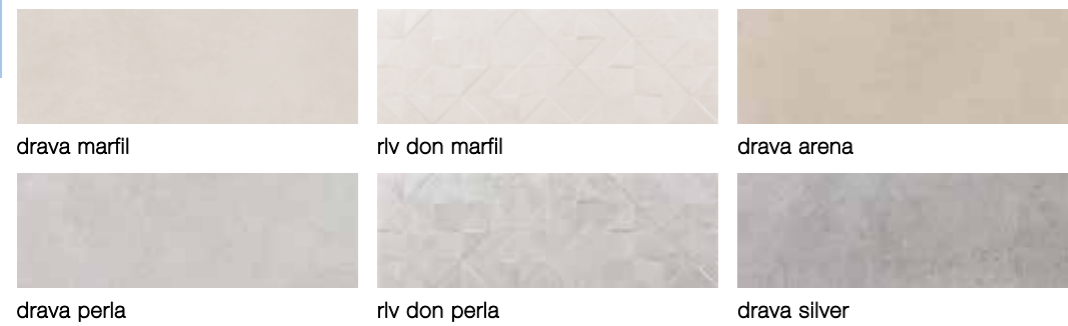


Revestimiento | Pasta Blanca | Rectificado | Mate  
Wall Tile | White Body | Rectified | Matt



Drava marfil 30x90 | 12"x36" \_ RLV Don marfil 30x90 | 12"x36"

COLORES | COLOURS



**FORMATOS DISPONIBLES**  
AVAILABLE SIZE




30x90  
± 8,5mm

**OTRAS TIPOLOGÍAS**  
OTHER TYPOLOGIES

POR. ESMALTADO | GLAZED PORCELAIN  
60,8x60,8

VARIACIÓN GRÁFICA | SHADE VARIATION



CARACTERÍSTICAS TÉCNICAS | TECHNICAL SPECIFICATIONS



| PACKING   PACKING    |              | Faces | Rec. | Cod. Brillo | Cod. Mate | Pc/Cj | M2/Cj | Cj/Pl | M2/Pl | Kg/Cj | Kg/Pl   |
|----------------------|--------------|-------|------|-------------|-----------|-------|-------|-------|-------|-------|---------|
| 30x90 (12"x36")      | Pasta Blanca | 9     | .    | -           | MB140     | 5     | 1,35  | 63    | 85,05 | 20,22 | 1298,86 |
| 30x90 RLV* (12"x36") | Pasta Blanca | 9     | .    | -           | MB145     | 5     | 1,35  | 63    | 85,05 | 20,22 | 1298,86 |



Revestimiento | Pasta Blanca | Rectificado | Mate  
Wall Tile | White Body | Rectified | Matt



Iris acqua 30x90 | 12"x36" \_ RLV Icon acqua 30x90 | 12"x36"

COLORES | COLOURS



**FORMATOS DISPONIBLES**  
AVAILABLE SIZE



30x90  
± 8,5mm

VARIACIÓN GRÁFICA | SHADE VARIATION



CARACTERÍSTICAS TÉCNICAS | TECHNICAL SPECIFICATIONS



| PACKING   PACKING   |              | Faces | Rec. | Cod. Brillo | Cod. Mate | Pc/Cj | M2/Cj | Cj/Pl | M2/Pl | Kg/Cj | Kg/Pl   |
|---------------------|--------------|-------|------|-------------|-----------|-------|-------|-------|-------|-------|---------|
| 30x90 (12"x36")     | Pasta Blanca | 6     | .    | -           | MB140     | 5     | 1,35  | 63    | 85,05 | 20,22 | 1298,86 |
| 30x90 RLV (12"x36") | Pasta Blanca | 6     | .    | -           | MB145     | 5     | 1,35  | 63    | 85,05 | 20,22 | 1298,86 |



Revestimiento | Pasta Blanca | Rectificado | Mate  
Wall Tile | White Body | Rectified | Matt



Irta marfil \_ Rlv Irta marfil 30x90 | 12"x36"

COLORES | COLOURS



Irta marfil      rlv Irta marfil



Irta beige      rlv Irta beige



Irta gris      rlv Irta gris

FORMATOS  
DISPONIBLES  
AVAILABLE SIZE



30x90  
± 8,5mm

OTRAS TIPOLOGÍAS  
OTHER TYPOLOGIES

GRAMITA | GRAMITA  
120x120 | 60x120  
60x60 | 30x60

VARIACIÓN GRÁFICA | SHADE VARIATION



CARACTERÍSTICAS TÉCNICAS | TECHNICAL SPECIFICATIONS



| PACKING   PACKING   |              | Faces | Rec. | Cod. Brillo | Cod. Mate | Pc/Cj | M2/Cj | Cj/Pl | M2/Pl | Kg/Cj | Kg/Pl   |
|---------------------|--------------|-------|------|-------------|-----------|-------|-------|-------|-------|-------|---------|
| 30x90 (12"x36")     | Pasta Blanca | 6     | -    | -           | MB140     | 5     | 1,35  | 63    | 85,05 | 20,22 | 1298,86 |
| 30x90 RLV (12"x36") | Pasta Blanca | 6     | -    | -           | MB145     | 5     | 1,35  | 63    | 85,05 | 20,22 | 1298,86 |



Revestimiento | Pasta Blanca | Rectificado | Mate  
Wall Tile | White Body | Rectified | Matt




Kea blanco 30x90 | 12"x36" \_ RLV Kea blanco 30x90 | 12"x36"

COLORES | COLOURS



Kea blanco      rlv Kea blanco



Kea crema      rlv Kea crema

FORMATOS  
DISPONIBLES  
AVAILABLE SIZE



30x90  
± 8,5mm

OTRAS TIPOLOGÍAS  
OTHER TYPOLOGIES

PULIDO NAVARTI | NAVARTI POLISHED  
120x120 | 100x100  
60x120

VARIACIÓN GRÁFICA | SHADE VARIATION



CARACTERÍSTICAS TÉCNICAS | TECHNICAL SPECIFICATIONS



| PACKING   PACKING    |              | Faces | Rec. | Cod. Brillo | Cod. Mate | Pc/Cj | M2/Cj | Cj/Pl | M2/Pl | Kg/Cj | Kg/Pl   |
|----------------------|--------------|-------|------|-------------|-----------|-------|-------|-------|-------|-------|---------|
| 30x90 (12"x36")      | Pasta Blanca | 20    | -    | -           | MB140     | 5     | 1,35  | 63    | 85,05 | 20,22 | 1298,86 |
| 30x90 RLV* (12"x36") | Pasta Blanca | 20    | -    | -           | MB145     | 5     | 1,35  | 63    | 85,05 | 20,22 | 1298,86 |




Revestimiento | Pasta Blanca | Rectificado | Mate  
Wall Tile | White Body | Rectified | Matt



Laza blanco 30x90 | 12"x36" \_ RLV Laza blanco 30x90 | 12"x36"

COLORES | COLOURS



FORMATOS DISPONIBLES  
AVAILABLE SIZE



30x90  
± 8,5mm

OTRAS TIPOLOGÍAS  
OTHER TYPOLOGIES

POR. ESMALTADO | GLAZED PORCELAIN  
60x120  
60x60

VARIACIÓN GRÁFICA | SHADE VARIATION



CARACTERÍSTICAS TÉCNICAS | TECHNICAL SPECIFICATIONS



| PACKING   PACKING    |              | Faces | Rec. | Cod. Brillo | Cod. Mate | Pc/Cj | M2/Cj | Cj/Pl | M2/Pl | Kg/Cj | Kg/Pl   |
|----------------------|--------------|-------|------|-------------|-----------|-------|-------|-------|-------|-------|---------|
| 30x90 (12"x36")      | Pasta Blanca | 20    | .    | -           | MB140     | 5     | 1,35  | 63    | 85,05 | 20,22 | 1298,86 |
| 30x90 RLV* (12"x36") | Pasta Blanca | 20    | .    | -           | MB145     | 5     | 1,35  | 63    | 85,05 | 20,22 | 1298,86 |



Revestimiento | Pasta Blanca | Rectificado | Mate  
Wall Tile | White Body | Rectified | Matt




Levin white 30x90 | 12"x36" \_ RLV Levin white 30x90 | 12"x36"

COLORES | COLOURS



FORMATOS DISPONIBLES  
AVAILABLE SIZE



30x90  
± 8,5mm

OTRAS TIPOLOGÍAS  
OTHER TYPOLOGIES

20MM ESPESORADO | 20MM THICKNESS  
60x90  
60x60  
MASA COLOR | COLORED BODY  
160x160 | 100x100  
120x120 | 90x90  
60x120 | 60x60  
60,8x60,8 | 30x60  
REV. PASTA BLANCA | WHITE BODY WALL TILE  
30x90  
33x55  
PAV. PASTA ROJA | RED BODY FLOOR TILE  
45x45

VARIACIÓN GRÁFICA | SHADE VARIATION



CARACTERÍSTICAS TÉCNICAS | TECHNICAL SPECIFICATIONS



| PACKING   PACKING    |              | Faces | Rec. | Cod. Brillo | Cod. Mate | Pc/Cj | M2/Cj | Cj/Pl | M2/Pl | Kg/Cj | Kg/Pl   |
|----------------------|--------------|-------|------|-------------|-----------|-------|-------|-------|-------|-------|---------|
| 30x90 (12"x36")      | Pasta Blanca | 20    | .    | -           | MB140     | 5     | 1,35  | 63    | 85,05 | 20,22 | 1298,86 |
| 30x90 RLV* (12"x36") | Pasta Blanca | 20    | .    | -           | MB145     | 5     | 1,35  | 63    | 85,05 | 20,22 | 1298,86 |



# Manhattan

Revestimiento | Pasta Blanca | Rectificado | Mate  
Wall Tile | White Body | Rectified | Matt



Manhattan pearl 30x90 | 12"x36" \_ RLV Manhattan pearl 30x90 | 12"x36"




# Nature

Revestimiento | Pasta Blanca | Rectificado | Mate  
Wall Tile | White Body | Rectified | Matt



Nature gris 30x90 | 12"x36" \_ RLV Nature gris 30x90 | 12"x36"

COLORES | COLOURS



FORMATOS DISPONIBLES  
AVAILABLE SIZE



30x90  
± 8,5mm

OTRAS TIPOLOGÍAS  
OTHER TYPOLOGIES

20MM ESPESORADO | 20MM THICKNESS  
60x120  
60x90  
60x60  
POR. ESMALTADO | GLAZED PORCELAIN  
60x120 | 100x100  
60x60 | 60,8x60,8  
30x60 | 30,3x61,3  
33x33  
PAV. PASTA ROJA | RED BODY FLOOR TILE  
45x45

VARIACIÓN GRÁFICA | SHADE VARIATION




CARACTERÍSTICAS TÉCNICAS | TECHNICAL SPECIFICATIONS



| PACKING   PACKING    |              | Faces | Rec. | Cod. Brillo | Cod. Mate | Pc/Cj | M2/Cj | Cj/PI | M2/PI | Kg/Cj | Kg/PI   |
|----------------------|--------------|-------|------|-------------|-----------|-------|-------|-------|-------|-------|---------|
| 30x90 (12"x36")      | Pasta Blanca | 8     | .    | -           | MB140     | 5     | 1,35  | 63    | 85,05 | 20,22 | 1298,86 |
| 30x90 RLV* (12"x36") | Pasta Blanca | 8     | .    | -           | MB145     | 5     | 1,35  | 63    | 85,05 | 20,22 | 1298,86 |

COLORES | COLOURS



FORMATOS DISPONIBLES  
AVAILABLE SIZE




30x90  
± 8,5mm

OTRAS TIPOLOGÍAS  
OTHER TYPOLOGIES

POR. ESMALTADO | GLAZED PORCELAIN  
60x120  
60x60

VARIACIÓN GRÁFICA | SHADE VARIATION



CARACTERÍSTICAS TÉCNICAS | TECHNICAL SPECIFICATIONS



| PACKING   PACKING    |              | Faces | Rec. | Cod. Brillo | Cod. Mate | Pc/Cj | M2/Cj | Cj/PI | M2/PI | Kg/Cj | Kg/PI   |
|----------------------|--------------|-------|------|-------------|-----------|-------|-------|-------|-------|-------|---------|
| 30x90 (12"x36")      | Pasta Blanca | 20    | .    | -           | MB140     | 5     | 1,35  | 63    | 85,05 | 20,22 | 1298,86 |
| 30x90 RLV* (12"x36") | Pasta Blanca | 20    | .    | -           | MB145     | 5     | 1,35  | 63    | 85,05 | 20,22 | 1298,86 |



# Street

Revestimiento | Pasta Blanca | Rectificado | Mate  
Wall Tile | White Body | Rectified | Matt



# Montano

Revestimiento | Pasta Blanca | Rectificado | Mate  
Wall Tile | White Body | Rectified | Matt



# Uyuni

Revestimiento | Pasta Blanca | Rectificado | Brillo | Mate  
Wall Tile | White Body | Rectified | Gloss | Matt




Street beige 30x90 | 12"x36"



Uyuni gloss 30x90 | 12"x36" \_ RLV Uyuni gloss 30x90 | 12"x36" \_ Uyuni 60x60 | 12"x36"


COLORES | COLOURS



street white



riv montano light



street silver



riv montano natural



street beige

FORMATOS DISPONIBLES  
AVAILABLE SIZE



30x90  
± 8,5mm

OTRAS TIPOLOGÍAS STREET  
OTHER TYPOLOGIES

20MM ESPESORADO | 20MM THICKNESS

60x120 | 60x90

60x60 | 61x91

MASA COLOR | COLORED BODY

120x120 | 100x100

90x90 | 60x120

60x60

REV. PASTA ROJA | RED BODY WALL TILE

33x55

OTRAS TIPOLOGÍAS MONTANO  
OTHER TYPOLOGIES

POR. MADERAS | WOODS PORCELAIN

20x120

25x150

30x180

CARACTERÍSTICAS TÉCNICAS | TECHNICAL SPECIFICATIONS



| PACKING   PACKING   |              | Faces | Rec. | Cod. Brillo | Cod. Mate | Pc/Cj | M2/Cj | Cj/Pl | M2/Pl | Kg/Cj | Kg/Pl   |
|---------------------|--------------|-------|------|-------------|-----------|-------|-------|-------|-------|-------|---------|
| 30x90 (12"x36")     | Pasta Blanca | 8     | .    | -           | MB140     | 5     | 1,35  | 63    | 85,05 | 20,22 | 1298,86 |
| 30x90 RLV (12"x36") | Pasta Blanca | 8     | .    | -           | MB145     | 5     | 1,35  | 63    | 85,05 | 20,22 | 1298,86 |

COLORES | COLOURS



uyuni matt



riv uyuni matt



uyuni gloss



riv uyuni gloss

FORMATOS DISPONIBLES  
AVAILABLE SIZE



30x90  
± 8,5mm

OTRAS TIPOLOGÍAS  
OTHER TYPOLOGIES

PULIDOS NAVARTI | NAVARTI POLISHED

120x120 | 90x90

60x120 | 60x60

30x60

VARIACIÓN GRÁFICA | SHADE VARIATION



CARACTERÍSTICAS TÉCNICAS | TECHNICAL SPECIFICATIONS



| PACKING   PACKING    |              | Faces | Rec. | Cod. Brillo | Cod. Mate | Pc/Cj | M2/Cj | Cj/Pl | M2/Pl | Kg/Cj | Kg/Pl   |
|----------------------|--------------|-------|------|-------------|-----------|-------|-------|-------|-------|-------|---------|
| 30x90 (12"x36")      | Pasta Blanca | 14    | .    | MB140       | MB140     | 5     | 1,35  | 63    | 85,05 | 20,22 | 1298,86 |
| 30x90 RLV* (12"x36") | Pasta Blanca | 14    | .    | MB145       | MB145     | 5     | 1,35  | 63    | 85,05 | 20,22 | 1298,86 |



# Ziro

Revestimiento | Pasta Blanca | Rectificado | Mate  
Wall Tile | White Body | Rectified | Matt




Ziro crema 30x90 | 12"x36" \_ Rlv Ziro crema 30x90 | 12"x36"

**COLORES | COLOURS**



**VARIACIÓN GRÁFICA | SHADE VARIATION**



**CARACTERÍSTICAS TÉCNICAS | TECHNICAL SPECIFICATIONS**



| PACKING   PACKING   |              | Faces | Rec. | Cod. Brillo | Cod. Mate | Pc/Cj | M2/Cj | Cj/Pl | M2/Pl | Kg/Cj | Kg/Pl   |
|---------------------|--------------|-------|------|-------------|-----------|-------|-------|-------|-------|-------|---------|
| 30x90 (12"x36")     | Pasta Blanca | 14    | ·    | -           | MB140     | 5     | 1,35  | 63    | 85,05 | 20,22 | 1298,86 |
| 30x90 RLV (12"x36") | Pasta Blanca | 14    | ·    | -           | MB145     | 5     | 1,35  | 63    | 85,05 | 20,22 | 1298,86 |



# Batela

Revestimiento | Pasta Blanca | Mate  
Wall Tile | White Body | Matt




Batela beige 30x60 | 12"x24"

**COLORES | COLOURS**



**VARIACIÓN GRÁFICA | SHADE VARIATION**



**CARACTERÍSTICAS TÉCNICAS | TECHNICAL SPECIFICATIONS**



| PACKING   PACKING   |              | Faces | Rec. | Cod. Brillo | Cod. Mate | Pc/Cj | M2/Cj | Cj/Pl | M2/Pl | Kg/Cj | Kg/Pl |
|---------------------|--------------|-------|------|-------------|-----------|-------|-------|-------|-------|-------|-------|
| 30x60 (12"x24")     | Pasta Blanca | 18    | ·    | -           | MB132     | 10    | 1,8   | 48    | 86,4  | 25    | 1220  |
| 30x60 RLV (12"x24") | Pasta Blanca | 18    | ·    | -           | MB134     | 10    | 1,8   | 48    | 86,4  | 25    | 1220  |

**FORMATOS DISPONIBLES**  
AVAILABLE SIZE



30x60  
± 8mm

**OTRAS TIPOLOGÍAS**  
OTHER TYPOLOGIES

INFINITA | INFINITA  
120x280  
20MM ESPESORADO | 20MM THICKNESS  
100x100  
61x91  
MASA COLOR | COLORED BODY  
120x120 | 100x100  
60x120 | 90x90  
60x60 | 60,8x60,8  
30x60  
POLIMAT | POLIMAT  
120x120  
60x120  
REV. PASTA ROJA | RED BODY WALL TILE  
30x90  
33x55



Revestimiento | Pasta Blanca | Mate  
Wall Tile | White Body | Matt



Laza blanco 30x60 | 12"x24"



Revestimiento | Pasta Blanca | Mate  
Wall Tile | White Body | Matt



Ziro blanco 30x60 | 12"x24" \_ Riv Ziro blanco 30x60 | 12"x24"

COLORES | COLOURS



laza blanco rlv laza blanco



laza perla rlv laza perla



laza beige rlv laza beige

FORMATOS DISPONIBLES  
AVAILABLE SIZE



30x60  
± 8mm

OTRAS TIPOLOGÍAS  
OTHER TYPOLOGIES

POR. ESMALTADO | GLAZED PORCELAIN  
60x120  
60x60

VARIACIÓN GRÁFICA | SHADE VARIATION



CARACTERÍSTICAS TÉCNICAS | TECHNICAL SPECIFICATIONS




| PACKING   PACKING   |              | Faces | Rec. | Cod. Brillo | Cod. Mate | Pc/Cj | M2/Cj | Cj/Pl | M2/Pl | Kg/Cj | Kg/Pl |
|---------------------|--------------|-------|------|-------------|-----------|-------|-------|-------|-------|-------|-------|
| 30x60 (12"x24")     | Pasta Blanca | 26    |      | -           | MB132     | 10    | 1,8   | 48    | 86,4  | 25    | 1220  |
| 30x60 RLV (12"x24") | Pasta Blanca | 26    |      | -           | MB134     | 10    | 1,8   | 48    | 86,4  | 25    | 1220  |

COLORES | COLOURS



ziro blanco rlv ziro blanco



ziro perla rlv ziro perla



ziro crema rlv ziro crema

FORMATOS DISPONIBLES  
AVAILABLE SIZE



30x60  
± 8mm

OTRAS TIPOLOGÍAS  
OTHER TYPOLOGIES

INFINITA | INFINITA  
120x280  
20MM ESPESORADO | 20MM THICKNESS  
60x120 | 100x100  
60x90 | 60x60  
MASA COLOR | COLORED BODY  
120x120 | 100x100  
90x90 | 60x120  
60x60 | 45x45  
30x60  
REV. PASTA ROJA | RED BODY WALL TILE  
33x55

VARIACIÓN GRÁFICA | SHADE VARIATION



CARACTERÍSTICAS TÉCNICAS | TECHNICAL SPECIFICATIONS



| PACKING   PACKING   |              | Faces | Rec. | Cod. Brillo | Cod. Mate | Pc/Cj | M2/Cj | Cj/Pl | M2/Pl | Kg/Cj | Kg/Pl |
|---------------------|--------------|-------|------|-------------|-----------|-------|-------|-------|-------|-------|-------|
| 30x60 (12"x24")     | Pasta Blanca | 20    |      | -           | MB132     | 10    | 1,8   | 48    | 86,4  | 25    | 1220  |
| 30x60 RLV (12"x24") | Pasta Blanca | 20    |      | -           | MB134     | 10    | 1,8   | 48    | 86,4  | 25    | 1220  |



Revestimiento | Pasta Blanca | Brillo  
Wall Tile | White Body | Gloss



Cera white 7,5x30 | 3"x12" \_ Cera acqua 7,5x30 | 3"x12"

COLORES | COLOURS



FORMATOS DISPONIBLES | AVAILABLE SIZE



7,5x30  
± 7mm

CARACTERÍSTICAS TÉCNICAS | TECHNICAL SPECIFICATIONS



| PACKING   PACKING |              | Faces | Rec. | Cod. Brillo | Cod. Mate | Pc/Cj | M2/Cj | Cj/Pl | M2/Pl | Kg/Cj | Kg/Pl |
|-------------------|--------------|-------|------|-------------|-----------|-------|-------|-------|-------|-------|-------|
| 7,5x30 (3"x12")   | Pasta Blanca | 21    | -    | SB250       | -         | 26    | 0,59  | 120   | 70,80 | 9     | 1102  |



Revestimiento | Pasta Blanca | Brillo  
Wall Tile | White Body | Gloss



Kezma jade 7,5x30 | 3"x12"

COLORES | COLOURS



FORMATOS DISPONIBLES | AVAILABLE SIZE



7,5x30  
± 7mm

CARACTERÍSTICAS TÉCNICAS | TECHNICAL SPECIFICATIONS



| PACKING   PACKING |              | Faces | Rec. | Cod. Brillo | Cod. Mate | Pc/Cj | M2/Cj | Cj/Pl | M2/Pl | Kg/Cj | Kg/Pl |
|-------------------|--------------|-------|------|-------------|-----------|-------|-------|-------|-------|-------|-------|
| 7,5x30 (3"x12")   | Pasta Blanca | -     | -    | SB250       | SB250     | 26    | 0,59  | 120   | 70,80 | 9     | 1102  |

# Zarati

Revestimiento | Pasta Blanca | Brillo  
Wall Tile | White Body | Gloss



Zarati bone 7,5x30 | 3"x12"

COLORES | COLOURS



FORMATOS DISPONIBLES | AVAILABLE SIZE



7,5x30  
± 7mm

CARACTERÍSTICAS TÉCNICAS | TECHNICAL SPECIFICATIONS



| PACKING   PACKING | Faces        | Rec. | Cod. Brillo | Cod. Mate | Pc/Cj | M2/Cj | Cj/Pl | M2/Pl | Kg/Cj | Kg/Pl |
|-------------------|--------------|------|-------------|-----------|-------|-------|-------|-------|-------|-------|
| 7,5x30 (3"x12")   | Pasta Blanca | -    | SB250       | -         | 26    | 0,59  | 120   | 70,80 | 9     | 1102  |


# Decorados

Revestimiento | Pasta Blanca | Rectificado | Mate  
Wall Tile | White Body | Rectified | Matt



Deco Fiore blanco 60x120 | 24"x48"

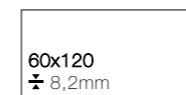
COLORES | COLOURS



deco fiore blanco

deco selvaggio crema

FORMATOS DISPONIBLES | AVAILABLE SIZE



60x120  
± 8,2mm

CARACTERÍSTICAS TÉCNICAS | TECHNICAL SPECIFICATIONS



| PACKING   PACKING | Faces        | Rec. | Cod. Brillo | Cod. Mate | Pc/Cj | M2/Cj | Cj/Pl | M2/Pl | Kg/Cj | Kg/Pl |
|-------------------|--------------|------|-------------|-----------|-------|-------|-------|-------|-------|-------|
| 60x120 (24"x48")  | Pasta Blanca | 6    | -           | MB160     | 2     | 1,44  | 36    | 51,84 | 21    | 817   |

# Red Body Wall Tile

## FORMATOS | SIZE

30x90 | 33x55  
31,6x60 | 25x70  
20x60 | 25x50

## ACABADOS | FINISHES

MATE  
BRILLO



# Blancos

Revestimiento | Pasta Roja | Mate | Brillo  
Wall Tile | Red Body | Matt | Gloss




Blanco mate 25x70 | 10"x28" Rlv Ondas mate 25x70 | 10"x28"

## COLORES 30X90 | COLOURS 30X90



blanco mate




blanco brillo



rlv blanco brillo

## COLORES 25X70 | COLOURS 25X70



blanco mate



rlv ondas mate



blanco brillo



rlv ondas brillo

## CARACTERÍSTICAS TÉCNICAS | TECHNICAL SPECIFICATIONS



### PACKING | PACKING

|                     | Faces      | Rec. | Cod. Brillo | Cod. Mate | Pc/Cj | M2/Cj | Cj/Pl | M2/Pl  | Kg/Cj | Kg/Pl   |
|---------------------|------------|------|-------------|-----------|-------|-------|-------|--------|-------|---------|
| 33x55 (13"x22")     | Pasta Roja | -    | MR100       | MR100     | 10    | 1,84  | 48    | 88,32  | 28    | 1364    |
| 33x55 RLV (13"x22") | Pasta Roja | -    | MR105       | MR105     | 10    | 1,84  | 48    | 88,32  | 26,6  | 1296,8  |
| 25x70 (10"x28")     | Pasta Roja | -    | MR150       | MR150     | 9     | 1,58  | 64    | 101,12 | 24,64 | 1596,96 |
| 25x70 RLV (10"x28") | Pasta Roja | -    | MR155       | MR155     | 9     | 1,58  | 56    | 88,48  | 24,64 | 1399,84 |
| 30x90 (12"x36")     | Pasta Roja | -    | MR160       | MR160     | 7     | 1,9   | 48    | 91,2   | 30,5  | 1479,7  |
| 30x90 RLV (12"x36") | Pasta Roja | -    | -           | MR165     | 7     | 1,9   | 48    | 91,2   | 30,5  | 1479,7  |




# Batela

Revestimiento | Pasta Roja | Rectificado | Mate  
Wall Tile | Red Body | Rectified | Mate




Batela beige 30x90 | 12"x36" DC Batela beige 30x90 | 12"x36"


## COLORES | COLOURS



batela blanco



batela beige



batela perla



dc batela blanco



dc batela beige



dc batela perla

## VARIACIÓN GRÁFICA | SHADE VARIATION



## CARACTERÍSTICAS TÉCNICAS | TECHNICAL SPECIFICATIONS



### PACKING | PACKING

|                     | Faces      | Rec. | Cod. Brillo | Cod. Mate | Pc/Cj | M2/Cj | Cj/Pl | M2/Pl | Kg/Cj | Kg/Pl  |
|---------------------|------------|------|-------------|-----------|-------|-------|-------|-------|-------|--------|
| 30x90 (12"x36")     | Pasta Roja | 20   | -           | MR160     | 7     | 1,9   | 48    | 91,2  | 30,5  | 1479,7 |
| 30x90 RLV (12"x36") | Pasta Roja | 20   | -           | MR165     | 7     | 1,9   | 48    | 91,2  | 30,5  | 1479,7 |

## FORMATOS DISPONIBLES AVAILABLE SIZE



30x90  
± 8,5mm

## OTRAS TIPOLOGÍAS OTHER TYPOLOGIES

INFINITA | INFINITA  
120x280  
20MM ESPESORADO | 20MM THICKNESS  
100x100  
MASA COLOR | COLORED BODY  
120x120 | 100x100  
90x90 | 60x120  
60x60 | 60,8x60,8  
30x60  
POLIMAT | POLIMAT  
120x120  
60x120  
REV. PASTA BLANCA | WHITE BODY WALL TILE  
30x90



# Levin

Revestimiento | Pasta Roja | Rectificado | Mate  
Wall Tile | Red Body | Rectified | Matt



Levin pearl 30x90 | 12"x36" Rlv Levin pearl 30x90 | 12"x36"

**COLORES | COLOURS**



**VARIACIÓN GRÁFICA | SHADE VARIATION**



**FORMATOS DISPONIBLES  
AVAILABLE SIZE**



30x90  
± 8,5mm

**OTRAS TIPOLOGÍAS  
OTHER TYPOLOGIES**

20MM ESPESORADO | 20MM THICKNESS  
60x90  
60x60  
MASA COLOR | COLORED BODY  
160x160 | 100x100  
120x120 | 90x90  
60x120 | 60x60 | 60,8x60,8  
30x60  
REV. PASTA BLANCA | WHITE BODY WALL TILE  
30x90  
REV. PASTA ROJA | RED BODY WALL TILE  
33x55  
PAV. PASTA ROJA | RED BODY FLOOR TILE  
45x45

**CARACTERÍSTICAS TÉCNICAS | TECHNICAL SPECIFICATIONS**



| PACKING   PACKING  |            | Faces | Rec. | Cod. Brillo | Cod. Mate | Pc/Cj | M2/Cj | Cj/Pl | M2/Pl | Kg/Cj | Kg/Pl  |
|--------------------|------------|-------|------|-------------|-----------|-------|-------|-------|-------|-------|--------|
| 30x90 (12"x36")    | Pasta Roja | 20    | -    | -           | MR160     | 7     | 1,9   | 48    | 91,2  | 30,5  | 1479,7 |
| 30x90 DC (12"x36") | Pasta Roja | 20    | -    | -           | MR165     | 7     | 1,9   | 48    | 91,2  | 30,5  | 1479,7 |




# Bloc

Revestimiento | Pasta Roja | Brillo | Mate  
Wall Tile | Red Body | Gloss | Matt

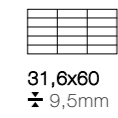


Bloc br azul 31,6x60 | 13"x24"

**COLORES | COLOURS**




**FORMATOS DISPONIBLES  
AVAILABLE SIZE**



31,6x60  
± 9,5mm

**VARIACIÓN GRÁFICA | SHADE VARIATION**



**CARACTERÍSTICAS TÉCNICAS | TECHNICAL SPECIFICATIONS**



| PACKING   PACKING |            | Faces | Rec. | Cod. Brillo | Cod. Mate | Pc/Cj | M2/Cj | Cj/Pl | M2/Pl | Kg/Cj | Kg/Pl |
|-------------------|------------|-------|------|-------------|-----------|-------|-------|-------|-------|-------|-------|
| 31,6x60 (13"x24") | Pasta Roja | -     | -    | -           | MR135     | 8     | 1,52  | 48    | 72,96 | 26    | 1268  |


# Rodano

Revestimiento | Pasta Roja | Mate  
Wall Tile | Red Body | Matt



Rodano perla 25x70 | 10"x28" DC Elba mix 25x70 | 10"x28"

**COLORES | COLOURS**



**FORMATOS DISPONIBLES**  
AVAILABLE SIZE



# Keon

Revestimiento | Pasta Roja | Mate  
Wall Tile | Red Body | Matt



Keon crema 20x60 | 8"x24" Rlv Keon crema 20x60 | 8"x24"


**COLORES | COLOURS**



**FORMATOS DISPONIBLES**  
AVAILABLE SIZE



**VARIACIÓN GRÁFICA | SHADE VARIATION**




**CARACTERÍSTICAS TÉCNICAS | TECHNICAL SPECIFICATIONS**



| PACKING   PACKING   |            | Faces | Rec. | Cod. Brillo | Cod. Mate | Pc/Cj | M2/Cj | Cj/Pl | M2/Pl  | Kg/Cj | Kg/Pl   |
|---------------------|------------|-------|------|-------------|-----------|-------|-------|-------|--------|-------|---------|
| 25x70 (10"x28")     | Pasta Roja | 17    | -    | -           | MR150     | 9     | 1,58  | 64    | 101,12 | 24,64 | 1596,96 |
| 25x70 RLV (10"x28") | Pasta Roja | 17    | -    | -           | MR155     | 9     | 1,58  | 64    | 101,12 | 24,64 | 1596,96 |
| 25x70 DC (10"x28")  | Pasta Roja | 4     | -    | -           | MR155     | 9     | 1,58  | 64    | 101,12 | 24,64 | 1596,96 |

**VARIACIÓN GRÁFICA | SHADE VARIATION**



**CARACTERÍSTICAS TÉCNICAS | TECHNICAL SPECIFICATIONS**



| PACKING   PACKING  |            | Faces | Rec. | Cod. Brillo | Cod. Mate | Pc/Cj | M2/Cj | Cj/Pl | M2/Pl | Kg/Cj | Kg/Pl |
|--------------------|------------|-------|------|-------------|-----------|-------|-------|-------|-------|-------|-------|
| 20x60 (8"x24")     | Pasta Roja | 22    | -    | -           | MR140     | 9     | 1,08  | 80    | 86,4  | 17,9  | 1452  |
| 20x60 RLV (8"x24") | Pasta Roja | 4     | -    | -           | MR145     | 9     | 1,08  | 80    | 86,4  | 17,9  | 1452  |




# Ateleri

Revestimiento | Pasta Roja | Mate  
Wall Tile | Red Body | Matt

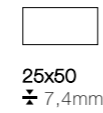


Ateleri crema 25x50 | 10"x20" Rlv Ateleri crema 25x50 | 10"x20"

**COLORES | COLOURS**



**FORMATOS DISPONIBLES  
AVAILABLE SIZE**



25x50  
± 7,4mm

**VARIACIÓN GRÁFICA | SHADE VARIATION**



**CARACTERÍSTICAS TÉCNICAS | TECHNICAL SPECIFICATIONS**



| PACKING   PACKING    |            | Faces | Rec. | Cod. Brillo | Cod. Mate | Pc/Cj | M2/Cj | Cj/Pl | M2/Pl | Kg/Cj | Kg/Pl |
|----------------------|------------|-------|------|-------------|-----------|-------|-------|-------|-------|-------|-------|
| 25x50 (10"x20")      | Pasta Roja | 8     | -    | -           | MR150     | 16    | 2     | 48    | 96    | 26,5  | 1292  |
| 25x50 RLV* (10"x20") | Pasta Roja | 8     | -    | -           | MR155     | 16    | 2     | 48    | 96    | 26,5  | 1292  |

\*RLV solo disponible en los colores crema y marengo




# Artan

Revestimiento | Pasta Roja | Mate  
Wall Tile | Red Body | Matt



Artan crema 33x55 | 13"x22" Rlv Track crema 33x55 | 13"x22"

**COLORES | COLOURS**



**FORMATOS DISPONIBLES  
AVAILABLE SIZE**



33x55  
± 8,8mm

**VARIACIÓN GRÁFICA | SHADE VARIATION**



**CARACTERÍSTICAS TÉCNICAS | TECHNICAL SPECIFICATIONS**



| PACKING   PACKING    |            | Faces | Rec. | Cod. Brillo | Cod. Mate | Pc/Cj | M2/Cj | Cj/Pl | M2/Pl | Kg/Cj | Kg/Pl |
|----------------------|------------|-------|------|-------------|-----------|-------|-------|-------|-------|-------|-------|
| 33x55 (13"x22")      | Pasta Roja | 20    | -    | -           | MR100     | 10    | 1,84  | 48    | 88,32 | 28    | 1364  |
| 33x55 RLV* (13"x22") | Pasta Roja | 4     | -    | -           | MR105     | 10    | 1,84  | 48    | 88,32 | 28    | 1364  |

\*RLV solo disponible en los colores crema y gris



Revestimiento | Pasta Roja | Mate  
Wall Tile | Red Body | Matt



Avart marfil 33x55 | 13"x22" DC Avart marfil 33x55 | 13"x22"

COLORES | COLOURS



avart marfil      dc avart marfil      avart arena



avart perla      dc avart perla      avart silver

FORMATOS DISPONIBLES  
AVAILABLE SIZE



33x55  
± 8,8mm

VARIACIÓN GRÁFICA | SHADE VARIATION



CARACTERÍSTICAS TÉCNICAS | TECHNICAL SPECIFICATIONS



PACKING | PACKING

|                     | Faces      | Rec. | Cod. Brillo | Cod. Mate | Pc/Cj | M2/Cj | Cj/Pl | M2/Pl | Kg/Cj | Kg/Pl |
|---------------------|------------|------|-------------|-----------|-------|-------|-------|-------|-------|-------|
| 33x55 (13"x22")     | Pasta Roja | 20   | -           | MR100     | 10    | 1,84  | 48    | 88,32 | 28    | 1364  |
| 33x55 DC* (13"x22") | Pasta Roja | 4    | -           | MR105     | 10    | 1,84  | 48    | 88,32 | 28    | 1364  |

\*DC solo disponible en los colores marfil y perla



Revestimiento | Pasta Roja | Mate  
Wall Tile | Red Body | Matt



Baltia light 33x55 | 13"x22"

COLORES | COLOURS



baltia light      baltia natural      baltia dark

FORMATOS DISPONIBLES  
AVAILABLE SIZE



33x55  
± 8,8mm

VARIACIÓN GRÁFICA | SHADE VARIATION



CARACTERÍSTICAS TÉCNICAS | TECHNICAL SPECIFICATIONS



PACKING | PACKING

|                 | Faces      | Rec. | Cod. Brillo | Cod. Mate | Pc/Cj | M2/Cj | Cj/Pl | M2/Pl | Kg/Cj | Kg/Pl |
|-----------------|------------|------|-------------|-----------|-------|-------|-------|-------|-------|-------|
| 33x55 (13"x22") | Pasta Roja | 4    | -           | MR105     | 10    | 1,84  | 48    | 88,32 | 28    | 1364  |




# Batela

Revestimiento | Pasta Roja | Mate  
Wall Tile | Red Body | Matt



Batela blanco 33x55 | 13"x22" \_ Rlv Batela blanco 33x55

**COLORES | COLOURS**




batela blanco batela beige batela perla



rlv batela blanco rlv batela beige rlv batela perla

**VARIACIÓN GRÁFICA | SHADE VARIATION**



**CARACTERÍSTICAS TÉCNICAS | TECHNICAL SPECIFICATIONS**

**FORMATOS DISPONIBLES  
AVAILABLE SIZE**



33x55  
± 8,8mm

**OTRAS TIPOLOGÍAS  
OTHER TYPOLOGIES**

INFINITA | INFINITA  
120x280  
20MM ESPESORADO | 20MM THICKNESS  
100x100  
MASA COLOR | COLORED BODY  
120x120 | 100x100  
90x90 | 60x120  
60x60 | 60,8x60,8  
30x60  
POLIMAT | POLIMAT  
120x120  
60x120  
REV. PASTA BLANCA | WHITE BODY WALL TILE  
30x90 | 30x60



| PACKING   PACKING   |            | Faces | Rec. | Cod. Brillo | Cod. Mate | Pc/Cj | M2/Cj | Cj/Pl | M2/Pl | Kg/Cj | Kg/Pl |
|---------------------|------------|-------|------|-------------|-----------|-------|-------|-------|-------|-------|-------|
| 33x55 (13"x22")     | Pasta Roja | 15    |      | MR100       | MR100     | 10    | 1,84  | 48    | 88,32 | 28    | 1364  |
| 33x55 RLV (13"x22") | Pasta Roja | 1     |      | MR105       | -         | 10    | 1,84  | 48    | 88,32 | 28    | 1364  |



# Calacatta

Revestimiento | Pasta Roja | Mate | Brillo  
Wall Tile | Red Body | Matt | Gloss



Calacatta white gloss 33x55 | 13"x22" \_ Rlv Calacatta white Gloss 33x55 | 13"x22" \_ Calacatta blanco 60,8x60,8 | 24"x24"

**COLORES | COLOURS**



calacatta blanco mate calacatta blanco brillo



rlv calacatta blanco brillo

**VARIACIÓN GRÁFICA | SHADE VARIATION**



**CARACTERÍSTICAS TÉCNICAS | TECHNICAL SPECIFICATIONS**



| PACKING   PACKING    |            | Faces | Rec. | Cod. Brillo | Cod. Mate | Pc/Cj | M2/Cj | Cj/Pl | M2/Pl | Kg/Cj | Kg/Pl |
|----------------------|------------|-------|------|-------------|-----------|-------|-------|-------|-------|-------|-------|
| 33x55 (13"x22")      | Pasta Roja | 15    |      | MR100       | MR100     | 10    | 1,84  | 48    | 88,32 | 28    | 1364  |
| 33x55 RLV* (13"x22") | Pasta Roja | 1     |      | MR105       | -         | 10    | 1,84  | 48    | 88,32 | 28    | 1364  |



# Dart

Revestimiento | Pasta Roja | Mate | Brillo  
Wall Tile | Red Body | Matt | Gloss



Dart pearl 33x55 | 13"x22" \_ Rlv Dart pearl 33x55 | 13"x22"

**COLORES | COLOURS**



**FORMATOS DISPONIBLES**

AVAILABLE SIZE



33x55  
± 8,8mm

**VARIACIÓN GRÁFICA | SHADE VARIATION**



**OTRAS TIPOLOGÍAS**

OTHER TYPOLOGIES

20MM ESPESORADO | 20MM THICKNESS  
60x90  
MASA COLOR | COLORED BODY  
120x120 | 100x100  
90x90 | 60x120  
60x60 | 30x60  
REV. PASTA BLANCA | WHITE BODY WALL TILE  
33,3x100

**CARACTERÍSTICAS TÉCNICAS | TECHNICAL SPECIFICATIONS**



| PACKING   PACKING   |            | Faces | Rec. | Cod. Brillo | Cod. Mate | Pc/Cj | M2/Cj | Cj/Pl | M2/Pl | Kg/Cj | Kg/Pl |
|---------------------|------------|-------|------|-------------|-----------|-------|-------|-------|-------|-------|-------|
| 33x55 (13"x22")     | Pasta Roja | 21    | -    | -           | MR100     | 10    | 1,84  | 48    | 88,32 | 28    | 1364  |
| 33x55 RLV (13"x22") | Pasta Roja | 21    | -    | -           | MR105     | 10    | 1,84  | 48    | 88,32 | 28    | 1364  |



# Garner

Revestimiento | Pasta Roja | Brillo  
Wall Tile | Red Body | Gloss



Garner blanco 33x55 | 13"x22" \_ Rlv Garner blanco 33x55 | 13"x22"

**COLORES | COLOURS**



**FORMATOS DISPONIBLES**

AVAILABLE SIZE



33x55  
± 8,8mm

**VARIACIÓN GRÁFICA | SHADE VARIATION**



**OTRAS TIPOLOGÍAS**

OTHER TYPOLOGIES

INFINITA | INFINITA  
120x280  
PULIDOS NAVARTI | NAVARTI POLISHED  
160x160 | 120x120  
90x90 | 60x120  
60x60

**CARACTERÍSTICAS TÉCNICAS | TECHNICAL SPECIFICATIONS**



| PACKING   PACKING   |            | Faces | Rec. | Cod. Brillo | Cod. Mate | Pc/Cj | M2/Cj | Cj/Pl | M2/Pl | Kg/Cj | Kg/Pl |
|---------------------|------------|-------|------|-------------|-----------|-------|-------|-------|-------|-------|-------|
| 33x55 (13"x22")     | Pasta Roja | 14    | -    | MR100       | -         | 10    | 1,84  | 48    | 88,32 | 28    | 1364  |
| 33x55 RLV (13"x22") | Pasta Roja | 14    | -    | MR105       | -         | 10    | 1,84  | 48    | 88,32 | 28    | 1364  |

 **Lengo**  
 Revestimiento | Pasta Roja | Brillo  
 Wall Tile | Red Body | Gloss



Lengo white 33x55 | 13"x22" Rlv Lengo white 33x55 | 13"x22"

**COLORES | COLOURS**



lengo white



rlv lengo white



dc lengo

**FORMATOS DISPONIBLES**  
 AVAILABLE SIZE



33x55  
 ± 8,8mm

**VARIACIÓN GRÁFICA | SHADE VARIATION**



**CARACTERÍSTICAS TÉCNICAS | TECHNICAL SPECIFICATIONS**



**PACKING | PACKING**


|                     | Faces      | Rec. | Cod. Brillo | Cod. Mate | Pc/Cj | M2/Cj | Cj/Pl | M2/Pl | Kg/Cj | Kg/Pl |
|---------------------|------------|------|-------------|-----------|-------|-------|-------|-------|-------|-------|
| 33x55 (13"x22")     | Pasta Roja | 15   | MR100       | MR100     | 10    | 1,84  | 48    | 88,32 | 28    | 1364  |
| 33x55 RLV (13"x22") | Pasta Roja | 15   | MR105       | MR105     | 10    | 1,84  | 48    | 88,32 | 28    | 1364  |
| 33x55 DC (13"x22")  | Pasta Roja | 15   | MR105       | -         | 10    | 1,84  | 48    | 88,32 | 28    | 1364  |

 **Levin**  
 Revestimiento | Pasta Roja | Mate  
 Wall Tile | Red Body | Matt




Levin white 33x55 | 13"x22" \_ Dc Levin white 33x55 | 13"x22"


**COLORES | COLOURS**




levin white




levin pearl



levin almond



dc levin white



dc levin pearl




dc levin almond

**FORMATOS DISPONIBLES**  
 AVAILABLE SIZE



33x55  
 ± 8,8mm

**VARIACIÓN GRÁFICA | SHADE VARIATION**



**CARACTERÍSTICAS TÉCNICAS | TECHNICAL SPECIFICATIONS**



**PACKING | PACKING**

|                    | Faces      | Rec. | Cod. Brillo | Cod. Mate | Pc/Cj | M2/Cj | Cj/Pl | M2/Pl | Kg/Cj | Kg/Pl |
|--------------------|------------|------|-------------|-----------|-------|-------|-------|-------|-------|-------|
| 33x55 (13"x22")    | Pasta Roja | 21   | -           | MR100     | 10    | 1,84  | 48    | 88,32 | 28    | 1364  |
| 33x55 DC (13"x22") | Pasta Roja | 21   | -           | MR105     | 10    | 1,84  | 48    | 88,32 | 28    | 1364  |

**OTRAS TIPOLOGÍAS**  
 OTHER TYPOLOGIES

20MM ESPESORADO | 20MM THICKNESS  
 60x90  
 60x60  
 MASA COLOR | COLORED BODY  
 160x160 | 100x100  
 120x120 | 90x90  
 60x120 | 60x60  
 60,8x60,8 | 30x60  
 REV. PASTA BLANCA | WHITE BODY WALL TILE  
 30x90  
 REV. PASTA ROJA | RED BODY WALL TILE  
 30x90 | 33x55  
 PAV. PASTA ROJA | RED BODY FLOOR TILE  
 45x45

# North

Revestimiento | Pasta Roja | Brillo  
Wall Tile | Red Body | Gloss




North marfil 33x55 | 13"x22" DC North marfil 33x55 | 13"x22"

**COLORES | COLOURS**



north marfil north perla



dc north marfil dc north perla

**FORMATOS DISPONIBLES**  
AVAILABLE SIZE



33x55  
± 8,8mm

**VARIACIÓN GRÁFICA | SHADE VARIATION**



**CARACTERÍSTICAS TÉCNICAS | TECHNICAL SPECIFICATIONS**



**PACKING | PACKING**

| Faces               | Rec.       | Cod. Brillo | Cod. Mate | Pc/Cj | M2/Cj | Cj/Pl | M2/Pl | Kg/Cj | Kg/Pl |      |
|---------------------|------------|-------------|-----------|-------|-------|-------|-------|-------|-------|------|
| 33x55 (13"x22")     | Pasta Roja | 6           | MR100     | -     | 10    | 1,84  | 48    | 88,32 | 28    | 1364 |
| 33x55 RLV (13"x22") | Pasta Roja | 6           | MR105     | -     | 10    | 1,84  | 48    | 88,32 | 28    | 1364 |

# Sener

Revestimiento | Pasta Roja | Brillo  
Wall Tile | Red Body | Gloss



Sener perla 33x55 | 13"x22" Riv Sener perla 33x55 | 13"x22"

**COLORES | COLOURS**



sener crema riv sener crema sener gold



sener perla riv sener perla sener gris

**FORMATOS DISPONIBLES**  
AVAILABLE SIZE



33x55  
± 8,8mm

**VARIACIÓN GRÁFICA | SHADE VARIATION**



**CARACTERÍSTICAS TÉCNICAS | TECHNICAL SPECIFICATIONS**



**PACKING | PACKING**

| Faces                | Rec.       | Cod. Brillo | Cod. Mate | Pc/Cj | M2/Cj | Cj/Pl | M2/Pl | Kg/Cj | Kg/Pl |      |
|----------------------|------------|-------------|-----------|-------|-------|-------|-------|-------|-------|------|
| 33x55 (13"x22")      | Pasta Roja | 14          | MR100     | -     | 10    | 1,84  | 48    | 88,32 | 28    | 1364 |
| 33x55 RLV* (13"x22") | Pasta Roja | 14          | MR105     | -     | 10    | 1,84  | 48    | 88,32 | 28    | 1364 |

\*RLV solo disponible en los colores crema y perla



# Street

Revestimiento | Pasta Roja | Mate  
Wall Tile | Red Body | Matt



Street white 33x55 | 13"x22" Riv Street white 33x55 | 13"x22" Street silver 60x60 | 24"x24"

**COLORES | COLOURS**



street white street silver street beige  
riv street white riv street silver riv street beige

**FORMATOS DISPONIBLES**  
AVAILABLE SIZE



33x55  
± 8,8mm

**OTRAS TIPOLOGÍAS**  
OTHER TYPOLOGIES

20MM ESPESORADO | 20MM THICKNESS  
60x120  
60x90  
60x60 | 61x91  
MASA COLOR | COLORED BODY  
120x120 | 100x100  
90x90 | 60x120  
60x60  
REV. PASTA BLANCA | WHITE BODY WALL TILE  
30x90

**VARIACIÓN GRÁFICA | SHADE VARIATION**



**CARACTERÍSTICAS TÉCNICAS | TECHNICAL SPECIFICATIONS**



| PACKING   PACKING   |            | Faces | Rec. | Cod. Brillo | Cod. Mate | Pc/Cj | M2/Cj | Cj/Pl | M2/Pl | Kg/Cj | Kg/Pl |
|---------------------|------------|-------|------|-------------|-----------|-------|-------|-------|-------|-------|-------|
| 33x55 (13"x22")     | Pasta Roja | 15    |      | MR100       | MR100     | 10    | 1,84  | 48    | 88,32 | 28    | 1364  |
| 33x55 RLV (13"x22") | Pasta Roja | 1     |      | MR105       | -         | 10    | 1,84  | 48    | 88,32 | 28    | 1364  |




# Ziro

Revestimiento | Pasta Roja | Mate  
Wall Tile | Red Body | Matt



Ziro blanco 33x55 | 13"x22" Riv Ziro blanco 33x55 | 13"x22"

**COLORES | COLOURS**



ziro blanco ziro perla ziro crema  
riv ziro blanco riv ziro perla riv ziro crema

**FORMATOS DISPONIBLES**  
AVAILABLE SIZE




33x55  
± 8,8mm

**OTRAS TIPOLOGÍAS**  
OTHER TYPOLOGIES

INFINITA | INFINITA  
120x280  
20MM ESPESORADO | 20MM THICKNESS  
60x120 | 100x100  
60x90 | 60x60  
MASA COLOR | COLORED BODY  
120x120 | 60x120  
100x100 | 90x90  
60x60 | 30x60  
45x45  
REV. PASTA BLANCA | WHITE BODY WALL TILE  
30x60

**VARIACIÓN GRÁFICA | SHADE VARIATION**



**CARACTERÍSTICAS TÉCNICAS | TECHNICAL SPECIFICATIONS**



| PACKING   PACKING   |            | Faces | Rec. | Cod. Brillo | Cod. Mate | Pc/Cj | M2/Cj | Cj/Pl | M2/Pl | Kg/Cj | Kg/Pl |
|---------------------|------------|-------|------|-------------|-----------|-------|-------|-------|-------|-------|-------|
| 33x55 (13"x22")     | Pasta Roja | 21    |      | -           | MR100     | 10    | 1,84  | 48    | 88,32 | 28    | 1364  |
| 33x55 RLV (13"x22") | Pasta Roja | 21    |      | -           | MR105     | 10    | 1,84  | 48    | 88,32 | 28    | 1364  |




Blanco brillo 30x960 | 12"x36"


# Bases blancas

Revestimiento | Pasta Roja | Pasta Blanca | Mate | Brillo  
Wall Tile | Red Body | White Body | Matt | Gloss

## FORMATOS DISPONIBLES | AVAILABLE SIZE



25x50  
± 7,4mm



20x60  
± 9,4mm



25x70  
± 8,5mm



30x90  
± 10,5mm




33x100  
± 7mm



30x60  
± 7mm



31,6x60  
± 9,5mm



33x55  
± 8,8mm

## CARACTERÍSTICAS TÉCNICAS | TECHNICAL SPECIFICATIONS



| PACKING   PACKING |              | Faces | Rec. | Cod. Brillo | Cod. Mate | Pc/Cj | M2/Cj | Cj/PI | M2/PI  | Kg/Cj | Kg/PI   |
|-------------------|--------------|-------|------|-------------|-----------|-------|-------|-------|--------|-------|---------|
| 25x50 (10"x20")   | Pasta Roja   | -     |      | -           | MR110     | 16    | 2     | 48    | 96     | 26,5  | 1292    |
| 20x60 (8"x24")    | Pasta Roja   | -     |      | MR140       | MR140     | 9     | 1,08  | 80    | 86,4   | 21,08 | 1706,4  |
| 25x70 (10"x28")   | Pasta Roja   | -     |      | -           | MR150     | 9     | 1,58  | 64    | 101,12 | 24,64 | 1596,9  |
| 30x90 (13"x36")   | Pasta Roja   | -     |      | MR160       | MR160     | 5     | 1,35  | 63    | 85,05  | 20,22 | 1298,86 |
| 31,6x60 (13"x24") | Pasta Roja   | -     |      | MR130       | MR130     | 8     | 1,52  | 48    | 72,96  | 26    | 1268    |
| 33x55 (13"x22")   | Pasta Roja   | -     |      | MR100       | MR100     | 10    | 1,84  | 48    | 88,32  | 28    | 1364    |
| 30x90 (13"x36")   | Pasta Blanca | -     | ·    | MB140       | MB140     | 5     | 1,35  | 63    | 85,05  | 20,22 | 1298,86 |
| 30x60 (12"x24")   | Pasta Blanca | -     |      | MB132       | MB132     | 9     | 1,62  | 60    | 97,20  | 20    | 1220    |
| 33x100 (13"x39")  | Pasta Blanca | -     | ·    | MB150       | MB150     | 6     | 2     | 48    | 96     | 24    | 1174    |

# Red Body Floor Tile

## FORMATOS | SIZE

20x60  
45x45

## ACABADOS | FINISHES

MATE




# Foresta

Pavimento | Pasta Roja | Mate  
Floor Tile | Red Body | Matt




Foresta browns 20x60 | 8"x24"

**COLORES | COLOURS**



foresta brown      foresta grey

**FORMATOS DISPONIBLES**  
AVAILABLE SIZE



20x60  
± 9,4mm

**VARIACIÓN GRÁFICA | SHADE VARIATION**



**CARACTERÍSTICAS TÉCNICAS | TECHNICAL SPECIFICATIONS**



| PACKING   PACKING |            | Faces | Rec. | Cod. Brillo | Cod. Mate | Pc/Cj | M2/Cj | Cj/Pl | M2/Pl | Kg/Cj | Kg/Pl  |
|-------------------|------------|-------|------|-------------|-----------|-------|-------|-------|-------|-------|--------|
| 20x60 (8"x24")    | Pasta Roja | 8     | -    | -           | MG120     | 9     | 1,08  | 80    | 86,4  | 21,08 | 1706,4 |



# Fusta

Pavimento | Pasta Roja | Mate  
Floor Tile | Red Body | Matt



Fusta wengue 20x60 | 8"x24"

**COLORES | COLOURS**




fusta haya      fusta nogal      fusta marengo



fusta musgo      fusta roble      fusta grafito

**FORMATOS DISPONIBLES**  
AVAILABLE SIZE



20x60  
± 9,4mm

**VARIACIÓN GRÁFICA | SHADE VARIATION**



**CARACTERÍSTICAS TÉCNICAS | TECHNICAL SPECIFICATIONS**



| PACKING   PACKING |            | Faces | Rec. | Cod. Brillo | Cod. Mate | Pc/Cj | M2/Cj | Cj/Pl | M2/Pl | Kg/Cj | Kg/Pl  |
|-------------------|------------|-------|------|-------------|-----------|-------|-------|-------|-------|-------|--------|
| 20x60 (8"x24")    | Pasta Roja | 8     | -    | -           | MG120     | 9     | 1,08  | 80    | 86,4  | 21,08 | 1706,4 |





# Manhattan

Pavimento | Pasta Roja | Mate  
Floor Tile | Red Body | Matt



Manhattan pearl 45x45 | 18"x18"

## COLORES | COLOURS



manhattan white   manhattan sand   manhattan pearl

## FORMATOS DISPONIBLES

AVAILABLE SIZE



45x45  
± 8,8mm

## OTRAS TIPOLOGÍAS

OTHER TYPOLOGIES

20MM ESPESORADO | 20MM THICKNESS

60x120  
60x90  
60x60

POR. ESMALTADO | GLAZED PORCELAIN

60x120 | 100x100  
60x60 | 60,8x60,8  
30x60 | 30,3x61,3  
33x33

REV. PASTA BLANCA | WHITE BODY WALL TILE  
30x90

## VARIACIÓN GRÁFICA | SHADE VARIATION



## CARACTERÍSTICAS TÉCNICAS | TECHNICAL SPECIFICATIONS



### PACKING | PACKING

| Faces           | Rec.       | Cod. Brillo | Cod. Mate | Pc/Cj | M2/Cj | Cj/Pl | M2/Pl | Kg/Cj | Kg/Pl |
|-----------------|------------|-------------|-----------|-------|-------|-------|-------|-------|-------|
| 45x45 (18"x18") | Pasta Roja | -           | MG110     | 7     | 1,42  | 52    | 73,84 | 26    | 1372  |



# Levin

Pavimento | Pasta Roja | Mate  
Floor Tile | Red Body | Matt



Levin white 45x45 | 18"x18"

## COLORES | COLOURS



levin white   levin almond   levin pearl

## FORMATOS DISPONIBLES

AVAILABLE SIZE



45x45  
± 8,8mm

## OTRAS TIPOLOGÍAS

OTHER TYPOLOGIES

20MM ESPESORADO | 20MM THICKNESS

60x90  
60x60

MASA COLOR | COLORED BODY

180x180 | 100x100  
120x120 | 90x90  
60x120 | 60x60  
60,8x60,8 | 30x60

REV. PASTA BLANCA | WHITE BODY WALL TILE  
30x90

REV. PASTA ROJA | RED BODY WALL TILE  
30x90 | 33x55

## VARIACIÓN GRÁFICA | SHADE VARIATION



## CARACTERÍSTICAS TÉCNICAS | TECHNICAL SPECIFICATIONS



### PACKING | PACKING

| Faces           | Rec.       | Cod. Brillo | Cod. Mate | Pc/Cj | M2/Cj | Cj/Pl | M2/Pl | Kg/Cj | Kg/Pl |
|-----------------|------------|-------------|-----------|-------|-------|-------|-------|-------|-------|
| 45x45 (18"x18") | Pasta Roja | -           | MG110     | 7     | 1,42  | 52    | 73,84 | 26    | 1372  |

# TECHNICAL AREA



**ES**

**En Navarti damos solución a las nuevas exigencias que plantea la arquitectura actual con nuestros productos.**

**Combinamos innovación, tecnología y diseño para obtener productos duraderos y resistentes. Para conseguirlo recomendamos seguir el modo de empleo que indican los fabricantes.**

**EN**

At Navarti, we provide solutions to the new demands of modern architecture with our products.

We combine innovation, technology, and design to create durable and resilient products. To achieve the best results, we recommend following the manufacturer's instructions for use.

**SOLUCIONES TÉCNICAS** | TECHNICAL SOLUTIONS

La adherencia entre la pieza y el soporte junto con una buena colocación juegan un papel imprescindible en la vida útil de la cerámica. El avance de las tecnologías ha dado lugar a una nueva era debido a la mejora en las propiedades de la cerámica, tales como la disminución de la porosidad, la alta resistencia a la abrasión y al hielo y la creación de grandes formatos y acabados de ensueño.

Dicha evolución cerámica da lugar al avance de los adhesivos, pasando de una adherencia mecánica, en el que se necesita una gruesa capa de material, frente a la adherencia química actual, la cual, a parte de reducir la cantidad de material a utilizar, mejora la adherencia y por consiguiente su durabilidad.

Algunas recomendaciones para garantizar la correcta colocación de la baldosa cerámica son utilizar herramientas y útiles adecuados, tales como llana dentada, maza de goma blanca, nivel de burbuja y ventosa. La instalación será siempre con doble encolado, junta mínima de 2 mm, excepto espesorados, que dejaremos una junta mínima de 5 mm. No utilizaremos productos que contengan negro de humo o carbón micronizado. Como también, una buena limpieza del soporte para eliminar cualquier resto de yeso o pintura, utilizando siempre limpiadores finalizadores de obra, que no contengan ácido fluorhídrico. A parte de considerar siempre las indicaciones del fabricante.

The adhesion between the piece and the support together with a good placement play an essential role in the useful life of the ceramic. The advancement of technologies has given rise to a new era due to the improvement in the properties of ceramics, such as reduced porosity, high resistance to abrasion and ice and the creation of large formats and dream finishes.

This ceramic evolution gives rise to the advancement of adhesives, moving from a mechanical adherence, in which a thick layer of material is needed, compared to current chemical adherence, which, apart from reducing the amount of material to be used, improves adherence and consequently its durability.

Some recommendations to guarantee the correct placement of the ceramic tile are to use suitable tools and tools, such as notched trowel, white rubber mallet, spirit level and suction cup. As well as a good cleaning of the support to remove any remaining plaster, painting etc. Apart from always considering the manufacturer's indications.

**RECOMENDACIONES DE COLOCACIÓN Y LIMPIEZA** | PLACEMENT AND CLEANING RECOMMENDATIONS

grandes formatos  
big sizes



formato 33x100  
33x100 size



limpieza  
cleaning



**CERTIFICACIÓN** | CERTIFICATION

Nuestra constante inquietud por avanzar y satisfacer las necesidades más exigentes del mercado, nos permite tener un producto cerámico de calidad con un diseño de última tendencia. Este compromiso se ha visto reconocido por los distintos certificados de calidad. Alcanzamos con creces los requisitos que nos convierten en una empresa certificada ISO 9001:2015 en el diseño, producción y distribución de nuestras colecciones cerámicas. Disponemos de un sistema productivo basado en la calidad de nuestros productos y la confianza de nuestros clientes.

Our constant concern to advance and satisfy the most demanding needs of the market, allows us to have a quality ceramic product with a cutting-edge design. This commitment has been recognized by the various quality certificates. We more than reach the requirements that make us an ISO 9001: 2015 certified company in the design, production and distribution of our ceramic collections. We have a production system based on the quality of our products and the trust of our customers.



Descarga nuestros certificados aquí.



ISO 14021:2016



floor score



SASO QUALITY MARK

**CONSEJOS DE INSTALACIÓN SOPORTES PAVIMENTO ELEVADO (PLOTS) | TIPS FOR RAISED FLOORING SUPPORTS (PLOTS)**

|              | 60x60 | 90x90 | 60x90 | 60x120 |
|--------------|-------|-------|-------|--------|
| ALIGERADO    |       |       |       |        |
| NO ALIGERADO |       |       |       |        |

MODELOS UPEC | UPEC SERIES



El sello UPEC es un certificado francés expedido por el Centre Scientifique du Bâtiment (CSTB), el cual garantiza la seguridad y calidad de los productos cerámicos de Navarti conforme a unas especificaciones técnicas concretas. Para la obtención de este sello, clasificado dentro del certificado NF, los materiales de Navarti han sido sometidos a unos rigurosos controles de calidad. Cada sigla de la palabra UPEC hace referencia a un rasgo específico del material:

The UPEC seal is a French certificate issued by the Centre Scientifique du Bâtiment (CSTB), which guarantees the safety and quality of Navarti ceramic products according to specific technical specifications. To obtain this seal, classified within the NF certificate, Navarti materials have been subjected to rigorous quality controls. Each acronym of the word UPEC refers to a specific feature of the material:

- U** - resistencia al desgaste
- P** - resistencia a la perforación o rotura
- E** - resistencia a la humedad y al agua
- C** - resistencia a los agentes químicos

- U** - wear resistance
- P** - resistance to puncture or breakage
- E** - resistance to moisture and water
- C** - resistance to chemical agents

SERIE ANTIBES / ANTIBES SERIES **PÁG. 405**

| FORMATO | ESPESOR | PECULIARIDAD | COLORES   | CLASIFICACIÓN |
|---------|---------|--------------|-----------|---------------|
| 45X45   | 9,5 mm  | -            | dark grey | U4 P4 E3 C2   |
| 45X45   | 9,5 mm  | -            | grey      | U4 P4 E3 C2   |
| 45X45   | 9,5 mm  | -            | ivory     | U4 P4 E3 C2   |
| 45X45   | 9,5 mm  | -            | pearl     | U4 P4 E3 C2   |
| 60X60   | 9,5 mm  | rectificado  | dark grey | U4 P3 E3 C2   |
| 60X60   | 9,5 mm  | rectificado  | grey      | U4 P3 E3 C2   |
| 60X60   | 9,5 mm  | rectificado  | ivory     | U4 P3 E3 C2   |
| 60X60   | 9,5 mm  | rectificado  | pearl     | U4 P3 E3 C2   |

SERIE ZIRO / ZIRO SERIES **PÁG. 405**

| FORMATO | ESPESOR | PECULIARIDAD | COLORES | CLASIFICACIÓN |
|---------|---------|--------------|---------|---------------|
| 45X45   | 9,5 mm  | -            | blanco  | U4 P4 E3 C2   |
| 45X45   | 9,5 mm  | -            | crema   | U4 P4 E3 C2   |
| 45X45   | 9,5 mm  | -            | gris    | U4 P4 E3 C2   |
| 45X45   | 9,5 mm  | -            | marengo | U4 P4 E3 C2   |
| 45X45   | 9,5 mm  | -            | perla   | U4 P4 E3 C2   |
| 60X60   | 9,5 mm  | rectificado  | blanco  | U4 P3 E3 C2   |
| 60X60   | 9,5 mm  | rectificado  | crema   | U4 P3 E3 C2   |
| 60X60   | 9,5 mm  | rectificado  | gris    | U4 P3 E3 C2   |
| 60X60   | 9,5 mm  | rectificado  | marengo | U4 P3 E3 C2   |
| 60X60   | 9,5 mm  | rectificado  | perla   | U4 P3 E3 C2   |

SERIE BATELA / BATELA SERIES **PÁG. 405**

| FORMATO | ESPESOR | PECULIARIDAD | COLORES | CLASIFICACIÓN |
|---------|---------|--------------|---------|---------------|
| 90x90   | 9 mm    | rectificado  | blanco  | U3S P3 E3 C2  |
| 90x90   | 9 mm    | rectificado  | beige   | U3S P3 E3 C2  |
| 90x90   | 9 mm    | rectificado  | avorio  | U3S P3 E3 C2  |
| 90x90   | 9 mm    | rectificado  | gris    | U3S P3 E3 C2  |

MODELOS IN & OUT | IN & OUT SERIES

| SERIE  | FORMATO   | ESPESOR | NAT     | COLORES              | PÁG. |
|--------|-----------|---------|---------|----------------------|------|
| AGUEDA | 33,3x33,3 | 8,5 mm  | CLASE 3 | beige / cotto / gris | 366  |

| SERIE | FORMATO   | ESPESOR | NAT     | COLORES                      | PÁG. |
|-------|-----------|---------|---------|------------------------------|------|
| TOWNS | 30,3x61,3 | 9 mm    | CLASE 3 | white / taupe / pearl / gris | 402  |

| SERIE | FORMATO   | ESPESOR | NAT     | COLORES                         | PÁG. |
|-------|-----------|---------|---------|---------------------------------|------|
| AMR   | 60,8x60,8 | 9,5 mm  | CLASE 3 | ivory / musgo / antracita       | 368  |
| MUTAZ | 60,8x60,8 | 9,5 mm  | CLASE 3 | blanco / crema / gris / marengo | 388  |
| TOWNS | 60,8x60,8 | 9,5 mm  | CLASE 3 | white / taupe / pearl / gris    | 402  |












Amyr antracita 60,8x60,8 / 24"x24"




















470

471










**CARACTERÍSTICAS TÉCNICAS REVESTIMIENTO MONOPOROSA**  
 TECHNICAL FEATURES FOR MONOPOROSA WALL TILES

|   | GRUPO BIII (GL) Absorción de agua > 10%<br>GROUP BIII (GL) Water absorption > 10%   | NORMAS DE ENSAYO<br>STANDARD | VALORES PRESCRITOS NORMA<br>EN 14411 / VALUE REQUIRED<br>BY EN 14411 STANDARD         | VALOR MEDIO<br>AVERAGE VALUE                                    |
|---|---|------------------------------|---|---|
|  | Características dimensionales<br>Dimensional features   | ISO 10545-2                  |   | Cumple la norma<br>Conforms to standard                         |
|  | Absorción de agua<br>Water absorption   | ISO 10545-3                  | > 10%   | 16%   |
|  | Resistencia a la flexión<br>Modulus of rupture  | ISO 10545-4                  | > 15 N / mm2  | 15 - 25 N / mm2   |
|   | Resistencia a la flexión<br>Modulus of rupture<br>Fuerza de rotura<br>Breaking strength   |                              | > 600 N   | 400 N   |
|  | Resistencia a la abrasión superficial<br>Resistance to surface abrasion   | ISO 10545-7                  | Clase indicada por el fabricante<br>Abrasion class indicated<br>by the manufacturer / | No aplica<br>Not apply  |
|  | Dilatación térmica lineal<br>Linear thermal expansion   | ISO 10545-8                  | Método de ensayo disponible<br>Test method available                                  | <7,0 x 10-6 °C-1  |
|  | Resistencia al choque térmico<br>Thermal shock resistance   | ISO 10545-9                  | Método de ensayo disponible<br>Test method available                                  | Resiste<br>Resists  |
|  | Resistencia al cuarteo<br>Crazing resistance / Résistance au tressillage  | ISO 10545-11                 | Exigida<br>Required<br>Exigée   | Resiste<br>Resists  |
|  | Resistencia química<br>Chemical resistance  | ISO 10545-13                 | Método de ensayo disponible<br>Test method available<br>Mínimo GB<br>Minimum GB       | Cumple la norma<br>Conforms to standard<br>Clase GA<br>Class GA |
|   | Ácidos y bases / Acids and bases<br>Productos de limpieza<br>y reactivos de piscinas<br>Cleaning products and pool<br>reactive agents |                              |   |   |
|  | Resistencia a las manchas<br>Resistance to stains   | ISO 10545-14                 | Mínimo clase 3<br>Minimum class 3   | Cumple la norma<br>Conforms to standard                         |

**CARACTERÍSTICAS TÉCNICAS GRES PORCELÁNICO ESMALTADO**  
 TECHNICAL FEATURES GLAZED PORCELAIN TILES

|   | GRUPO BIa (GL) Absorción de agua < 0,5%<br>GROUP BIa (GL) Water absorption < 0,5%  | NORMAS DE ENSAYO<br>STANDARD | VALORES PRESCRITOS NORMA<br>EN 14411 / VALUE REQUIRED<br>BY EN 14411 STANDARD         | VALOR MEDIO<br>AVERAGE VALUE                                    |
|---|--|------------------------------|---|---|
|    | Características dimensionales<br>Dimensional features  | ISO 10545-2                  |   | Cumple la norma<br>Conforms to standard                         |
|    | Absorción de agua /<br>Water absorption  | ISO 10545-3                  | < 0,5%  | 0,1%  |
|    | Resistencia a la flexión<br>Modulus of rupture   | ISO 10545-4                  | > 35 N / mm2  | 35 - 45 N / mm2   |
|   | Resistencia a la flexión<br>Modulus of rupture<br>Fuerza de rotura<br>Breaking strength  |                              | > 1300 N  | 1600 - 2400 N   |
|    | Resistencia a la abrasión superficial<br>Resistance to surface abrasion  | ISO 10545-7                  | Clase indicada por el fabricante<br>Abrasion class indicated<br>by the manufacturer / | Según Modelos<br>According to models                            |
|    | Dilatación térmica lineal<br>Linear thermal expansion  | ISO 10545-8                  | Método de ensayo disponible<br>Test method available                                  | <7,0 x 10-6 °C-1  |
|    | Resistencia al choque térmico<br>Thermal shock resistance  | ISO 10545-9                  | Método de ensayo disponible<br>Test method available                                  | Resiste<br>Resists  |
|    | Resistencia al cuarteo<br>Crazing resistance   | ISO 10545-11                 | Exigida<br>Required   | Resiste<br>Resists  |
|    | Resistencia a la helada /<br>Frost resistance  | ISO 10545-12                 | Método de ensayo disponible<br>Test method available                                  | Resiste<br>Resists  |
|    | Resistencia química<br>Chemical resistance   | ISO 10545-13                 | Método de ensayo disponible<br>Test method available<br>Mínimo GB<br>Minimum GB       | Cumple la norma<br>Conforms to standard<br>Clase GA<br>Class GA |
|   | Ácidos y bases / Acids and bases<br>Productos de limpieza<br>y reactivos de piscinas<br>Cleaning products and pool<br>reactive agents  |                              |   |   |
|    | Resistencia a las manchas<br>Resistance to stains  | ISO 10545-14                 | Mínimo clase 3<br>Minimum class 3   | Cumple la norma<br>Conforms to standard                         |
|   | GRUPO BIb (GL) Absorción de agua 0,5% < E< 3%<br>GROUPE BIb (GL) Water absorption 0,5% < E< 3%   | NORMAS DE ENSAYO<br>STANDARD | VALORES PRESCRITOS NORMA<br>EN 14411 / VALUE REQUIRED<br>BY EN 14411 STANDARD         | VALOR MEDIO<br>AVERAGE VALUE                                    |
|  | Características dimensionales<br>Dimensional features  | ISO 10545-2                  |   | Cumple la norma<br>Conforms to standard                         |
|  | Absorción de agua<br>Water absorption  | ISO 10545-3                  | 0,5% < E< 3%  | 2%  |
|  | Resistencia a la flexión<br>Modulus of rupture   | ISO 10545-4                  | > 30 N / mm2  | 30 - 40 N / mm2   |
|   | Resistencia a la flexión<br>Modulus of rupture<br>Fuerza de rotura<br>Breaking strength  |                              | > 1100 N  | > 1100 N  |
|  | Resistencia a la abrasión superficial<br>Resistance to surface abrasion  | ISO 10545-7                  | Clase indicada por el fabricante<br>Abrasion class indicated<br>by the manufacturer   | Según Modelos<br>According to models                            |
|  | Dilatación térmica lineal<br>Linear thermal expansion  | ISO 10545-8                  | Método de ensayo disponible<br>Test method available                                  | <7,0 x 10-6 °C-1  |
|  | Resistencia al choque térmico<br>Thermal shock resistance  | ISO 10545-9                  | Método de ensayo disponible<br>Test method available                                  | Resiste<br>Resists  |
|  | Resistencia al cuarteo<br>Crazing resistance   | ISO 10545-11                 | Exigida<br>Required   | Resiste<br>Resists  |
|  | Resistencia química<br>Chemical resistance   | ISO 10545-13                 | Método de ensayo disponible<br>Test method available<br>Mínimo GB<br>Minimum GB       | Cumple la norma<br>Conforms to standard<br>Clase GA<br>Class GA |
|   | Ácidos y bases<br>Acids and bases<br>Productos de limpieza<br>y reactivos de piscinas<br>Cleaning products and pool<br>reactive agents |                              |   |   |
|  | Resistencia a las manchas<br>Resistance to stains  | ISO 10545-14                 | Mínimo clase 3<br>Minimum class 3   | Cumple la norma<br>Conforms to standard                         |

**CARACTERÍSTICAS TÉCNICAS PAVIMENTO PASTA ROJA**  
 TECHNICAL FEATURES CERAMIC FLOOR TILES

|   | GRUPO BIa (GL) 3% < Absorción de agua < 6%<br>GROUP BIa (GL) 3% < Water absorption < 6%   | NORMAS DE ENSAYO<br>STANDARD | VALORES PRESCRITOS NORMA<br>EN 14411 / VALUE REQUIRED<br>BY EN 14411 STANDARD       | VALOR MEDIO<br>AVERAGE VALUE                                      |
|---|---|------------------------------|---|---|
|  | Características dimensionales<br>Dimensional features   | ISO 10545-2                  |   | Cumple la norma<br>Conforms to standard<br>Satisfait à la norme   |
|  | Absorción de agua<br>Water absorption   | ISO 10545-3                  | 3% < E < 6%   | 5%  |
|  | Resistencia a la flexión<br>Modulus of rupture  | ISO 10545-4                  | > 22 N / mm2  | 30 - 40 N / mm2   |
|   | Resistencia a la flexión<br>Modulus of rupture<br>Fuerza de rotura<br>Breaking strength   |                              | > 1000 N  | 1100 - 1900 N   |
|  | Resistencia a la abrasión superficial<br>Resistance to surface abrasion   | ISO 10545-7                  | Clase indicada por el fabricante<br>Abrasion class indicated<br>by the manufacturer | No aplica<br>Not apply  |
|  | Dilatación térmica lineal<br>Linear thermal expansion   | ISO 10545-8                  | Método de ensayo disponible<br>Test method available                                | <7,0 x 10-6 °C-1  |
|  | Resistencia al choque térmico<br>Thermal shock resistance   | ISO 10545-9                  | Método de ensayo disponible   | Resiste<br>Resists  |
|  | Resistencia al cuarteo<br>Crazing resistance  | ISO 10545-11                 | Exigida<br>Required   | Resiste<br>Resists  |
|  | Resistencia química<br>Chemical resistance  | ISO 10545-13                 | Método de ensayo disponible<br>Test method available<br>Mínimo GB<br>Minimum GB     | Cumple la norma<br>Conforms to standard /<br>Clase GA<br>Class GA |
|   | Ácidos y bases / Acids and bases<br>Productos de limpieza<br>y reactivos de piscinas<br>Cleaning products and pool<br>reactive agents |                              |   |   |
|  | Resistencia a las manchas<br>Resistance to stains   | ISO 10545-14                 | Mínimo clase 3<br>Minimum class 3   | Cumple la norma<br>Conforms to standard                           |

**CARACTERÍSTICAS TÉCNICAS GRES PORCELÁNICO TÉCNICO/PULIDO/MADERAS**  
 TECHNICAL FEATURES GLAZED/POLISH/WOOD PORCELAIN TILES

| GRUPO B1a (GL) Absorción de agua < 0,5%<br>GROUP B1a (GL) Water absorption < 0,5% |   | NORMAS DE ENSAYO<br>STANDARD                           | VALORES PRESCRITOS NORMA<br>EN 14411 / VALUE REQUIRED<br>BY EN 14411 STANDARD   | VALOR MEDIO<br>AVERAGE VALUE                                    |
|---|---|--|---|---|
|   | Características dimensionales<br>Dimensional features   | ISO 10545-2  |   | Cumple la norma<br>Conforms to standard                         |
|   | Absorción de agua<br>Water absorption / Absorption d'eau  | ISO 10545-3  | < 0,5%  | 0,1%  |
|   | Resistencia a la flexión<br>Modulus of rupture  | ISO 10545-4  | > 35 N / mm <sup>2</sup><br>> 1300 N  | 35 - 45 N / mm <sup>2</sup><br>1600 - 2400 N                    |
|   | Resistencia a la abrasión profunda (mm <sup>3</sup> )<br>Resistance to deep abrasion (mm <sup>3</sup> ) / Résistance à l'abrasion profonde (mm <sup>3</sup> ) | ISO 10545-6  | Máx. 175 mm <sup>3</sup>  | 110 - 130 mm <sup>3</sup>                                       |
|   | Dilatación térmica lineal /<br>Linear thermal expansion / Dilatation thermique linéaire   | ISO 10545-8  | Método de ensayo disponible<br>Test method available                            | <7,0 x 10 <sup>-6</sup> °C <sup>-1</sup>                        |
|   | Resistencia al choque térmico<br>Thermal shock resistance / Résistance au choc thermique  | ISO 10545-9  | Método de ensayo disponible<br>Test method available                            | Resiste<br>Resists  |
|   | Resistencia a la helada<br>Frost resistance / Résistance au gel   | ISO 10545-12   | Método de ensayo disponible<br>Test method available                            | Resiste<br>Resists  |
|   | Resistencia química<br>Chemical resistance  | ISO 10545-13   | Método de ensayo disponible<br>Test method available<br>Mínimo UB<br>Minimum UB | Cumple la norma<br>Conforms to standard<br>Clase UA<br>Class UA |
|   | Resistencia a las manchas<br>Resistance to stains   | ISO 10545-14   | Mínimo clase 3<br>Minimum class 3   | Cumple la norma<br>Conforms to standard                         |
|   | Resistencia al deslizamiento<br>Slip Resistance   | DIN 51130<br>DIN 51097<br>UNE-ENV 12633<br>ASTM C 1028 |   | Según Modelos<br>According to models                            |



474



PELDAÑO INCISIÓN ZIRO | INCISION STEP



PELDAÑO GRADONE ZIRO | GRADONE STEP

PIEZAS ESPECIALES POR TIPOLOGÍA DE PRODUCTO | SPECIAL PIECES BY PRODUCT TYPE

PAVIMENTO PASTA ROJA | RED BODY FLOOR TILES

| PRODUCTO     | 20X60 (7,4x60) | 45X45 (7,4x45) |
|--------------|----------------|----------------|
| RODAPIÉ ROMO | P645           | P650           |

PAVIMENTO PORCELÁNICO PULIDO | GRANILLA PULIDA | POLIMAT | SUGAR LAPPATO  
POLISHED PORCELAIN FLOOR TILE | HIGHLY POLISHED | POLIMAT | SUGAR LAPPATO

| PRODUCTO        | 60X120 (30X120)         | 120X120 (30X120)         |
|-----------------|-------------------------|--------------------------|
| PELDAÑO GRADONE | P010                    | P015                     |
|                 | 60X60 / 30X60<br>P035   | 90x90 (30x90)<br>P050    |
| ÁNGULO GRADONE  | 60X120 (30X120)<br>P100 | 120X120 (30X120)<br>P105 |
|                 | 60X60 / 30X60<br>P125   | 90x90 (30x90)<br>P110    |
| PELDAÑO         | 60X120 (30X120)<br>P185 | 120X120 (30X120)<br>P190 |
|                 | 60X60 / 30X60<br>P210   | 90x90 (30x90)<br>P225    |
| ÁNGULO ROMO     | 60X120 (30X120)<br>P255 | 120X120 (30X120)<br>P260 |
|                 | 60X60 / 30X60<br>P280   | 90x90 (30x90)<br>P295    |



RODAPIÉ ROMO ZIRO | SKIRTING

PAVIMENTO PORCELÁNICO ESMALTADO | GLAZED PORCELAIN FLOOR TILE

| PRODUCTO   | 60X120 (30X120)      | 120X120 (30X120)       | 20X120 (20X120)        |
|--|----------------------|------------------------|------------------------|
| PELDAÑO GRADONE                                      | P010                 | P015                   | P040                   |
| <b>60X60 / 30X60 / 30,3X61,3 / 60,8X60,8 (30X60)</b> |                      |                        |                        |
|  | P035                 |                        |                        |
| <b>45X45 (30X45)</b>                                 | <b>90X90 (30X90)</b> | <b>25X100 (25X100)</b> | <b>25X150 (25X150)</b> |
| P025   | P050                 | P055                   | P060                   |
| <b>75X150 (30X150)</b>                               | <b>20X75 (20X75)</b> | <b>23X120 (23X120)</b> |                        |
| P085   | P090                 | P095                   |                        |

| PRODUCTO   | 60X120 (30X120)        | 120X120 (30X120) | 20X120 (20X120) |
|--|------------------------|------------------|-----------------|
| ÁNGULO GRADONE                                       | P100                   | P105             | P130            |
| <b>60X60 / 30X60 / 30,3X61,3 / 60,8X60,8 (30X60)</b> |                        |                  |                 |
|  | P125                   | P115             | P110            |
| <b>25X100 (25X100)</b>                               | <b>23X120 (23X120)</b> |                  |                 |
| P140   | P180                   |                  |                 |

| PRODUCTO   | 60X120 (30X120)        | 120X120 (30X120)       | 20X120 (20X120)        |
|--|------------------------|------------------------|------------------------|
| PELDAÑO ROMO   | P185                   | P190                   | P215                   |
| <b>60X60 / 30X60 / 30,3X61,3 / 60,8X60,8 (30X60)</b> |                        |                        |                        |
|  | P210                   |                        |                        |
| <b>45X45 (30X45)</b>                                 | <b>90X90 (30X90)</b>   | <b>25X100 (25X100)</b> | <b>25X150 (25X150)</b> |
| P200   | P225                   | P230                   | P235                   |
| <b>20X75 (20X75)</b>                                 | <b>23X120 (23X120)</b> |                        |                        |
| P245   | P250                   |                        |                        |

| PRODUCTO   | 60X120 (30X120)        | 120X120 (30X120)       | 20X120 (20X120)        |
|--|------------------------|------------------------|------------------------|
| ÁNGULO ROMO  | P255                   | P260                   | P285                   |
| <b>60X60 / 30X60 / 30,3X61,3 / 60,8X60,8 (30X60)</b> |                        |                        |                        |
|  | P280                   |                        |                        |
| <b>45X45 (30X45)</b>                                 | <b>90X90 (30X90)</b>   | <b>25X100 (25X100)</b> | <b>25X150 (25X150)</b> |
| P270   | P295                   | P300                   | P305                   |
| <b>20X75 (20X75)</b>                                 | <b>23X120 (23X120)</b> |                        |                        |
| P315   | P320                   |                        |                        |

RODAPIE ROMO PORCELÁNICO PULIDO | POLISHED PORCELAIN ROMO SKIRTING

| 60X60 / 30X60 (9X60) | 90X90 (9X90) | 120X120 / 60X120 (9X120) |
|----------------------|--------------|--------------------------|
| P525                 | P515         | P500                     |

RODAPIE ROMO PORCELÁNICO / PORCELAIN ROMO SKIRTING

| 25X150 (8X150)                                 | 25X100 (8X100) | 23X120 (9X120)            | 20X75 (9X75)        |
|--|----------------|---------------------------|---------------------|
| P490   | P495           | P500                      | P505                |
| <b>120X120 / 60X120 / 20X120 (9X120)</b>       |                | <b>90X90 (9X90)</b>       | <b>45X45 (9X45)</b> |
| P510   |                | P515                      | P530                |
| <b>60X60 / 30X60 / 30,3X61,3 (9X60 / 61,3)</b> |                | <b>33,3X33,3 (8X33,3)</b> |                     |
| P525   |                | P535                      |                     |

PELDAÑO EXTRUSIONADO ANGULAR / ANGLE EXTRUDED STEP

| PRODUCTO             | SERIE                         | 33,3x33,3 |
|----------------------|-------------------------------|-----------|
| PELDAÑO EXTRUSIONADO | AGUEDA BEIGE, COTTO, GRIS     | P141      |
|                      | BELGRAVIA GREY, BEIGE Y PEARL | P141      |
| PRODUCTO             | SERIE                         | 32X120    |
| PELDAÑO EXTRUSIONADO | BOLZANO NATURAL Y HAYA        | P061      |
| PRODUCTO             | SERIE                         | 33X120    |
| PELDAÑO EXTRUSIONADO | SAGANO EMERALD Y BLUE         | P062      |
|                      | BONVOY VERDE Y GRIS           | P062      |
|                      | BATELA BIANCO Y BEIGE         | P062      |
|                      | LEVIN PEARL Y ALMOND          | P062      |

PELDAÑO 14MM / 14MM STEP

| PRODUCTO     | SERIE                   | 33x120 |
|--------------|-------------------------|--------|
| PELDAÑO 14MM | BOLZANO NATURAL Y HAYA  | P063   |
|              | MONTANO LIGHT Y NATURAL | P063   |
|              | SAGANO EMERALD Y BLUE   | P063   |
|              | BONVOY VERDE Y GRIS     | P063   |
|              | BATELA BIANCO Y BEIGE   | P063   |
|              | LEVIN PEARL Y ALMOND    | P063   |
|              | DART MARFIL Y BIANCO    | P063   |
|              | ZIRO CREMA Y PERLA      | P063   |

PACKING LIST | PACKING LIST

PAVIMENTO PASTA ROJA / RED BODY FLOOR TILES

| FORMATO | PZ/CJ | M2/CJ | CJ/PL | M2/PL | KG/CJ | KG/PL  |
|---------|-------|-------|-------|-------|-------|--------|
| 20x60   | 9     | 1,08  | 80    | 86,4  | 21,08 | 1706,4 |
| 45x45   | 7     | 1,42  | 52    | 73,84 | 26    | 1372   |

REVESTIMIENTO PASTA ROJA / RED BODY WALL TILES

| FORMATO   | PZ / CJ | M2 / CJ | CJ/PL | M2/PL  | KG/CJ | KG/PL   |
|-----------|---------|---------|-------|--------|-------|---------|
| 20x60     | 9       | 1,08    | 80    | 86,4   | 17,9  | 1452    |
| 25x50     | 16      | 2       | 48    | 96     | 26,5  | 1292    |
| 25x70     | 9       | 1,58    | 64    | 101,12 | 24,64 | 1596,96 |
| 25x70 RLV | 9       | 1,58    | 56    | 88,48  | 24,64 | 1399,84 |
| 30x90     | 7       | 1,9     | 48    | 91,2   | 30,5  | 1479,7  |
| 30x90 RLV | 7       | 1,9     | 48    | 91,2   | 30,5  | 1479,7  |
| 31,6x60   | 8       | 1,52    | 48    | 72,96  | 26    | 1268    |
| 33x55     | 10      | 1,84    | 48    | 88,32  | 28    | 1364    |
| 33x55 RLV | 10      | 1,84    | 48    | 88,32  | 28    | 1364    |

REVESTIMIENTO PASTA BLANCA / WHITE BODY WALL TILES

| FORMATO     | PZ / CJ | M2 / CJ | CJ/PL | M2/PL | KG/CJ | KG/PL |
|-------------|---------|---------|-------|-------|-------|-------|
| 30x60       | 10      | 1,8     | 48    | 86,4  | 25    | 1220  |
| 30x60 RLV   | 10      | 1,8     | 48    | 86,4  | 25    | 1220  |
| 7,5x30 Rvto | 26      | 0,59    | 120   | 70,80 | 9     | 1102  |

REVESTIMIENTO PASTA BLANCA RECTIFICADA / RECTIFIED WHITE BODY WALL TILES

| FORMATO      | PZ / CJ | M2 / CJ | CJ/PL | M2/PL | KG/CJ | KG/PL   |
|--------------|---------|---------|-------|-------|-------|---------|
| 30x60        | 10      | 1,8     | 48    | 86,4  | 25    | 1220    |
| 30x60 RLV    | 10      | 1,8     | 48    | 86,4  | 25    | 1220    |
| 30x90        | 5       | 1,35    | 63    | 85,05 | 20,22 | 1298,86 |
| 30x90 RLV    | 5       | 1,35    | 63    | 85,05 | 20,22 | 1298,86 |
| 33,3x100     | 6       | 2       | 48    | 96    | 25    | 1222    |
| 33,3x100 RLV | 6       | 2       | 48    | 96    | 25    | 1222    |

PORCELÁNICO / PORCELAIN TILES

| FORMATO         | PZ/CJ | M2/CJ | CJ/PL | M2/PL | KG/CJ | KG/PL   |
|-----------------|-------|-------|-------|-------|-------|---------|
| 120x280         | 1     | 3,36  | 20    | 67,20 | 52    | 1140    |
| 160x160         | 1     | 2,56  | 20    | 51,20 | 50    | 1090    |
| 120x120         | 1     | 1,44  | 36    | 51,84 | 34,36 | 1276    |
| 120x120 (T)     | 2     | 2,88  | 24    | 69,12 | 53    | 1312    |
| 100x100         | 2     | 2     | 27    | 54    | 41,15 | 1133,05 |
| 100x100 (20mm)  | 1     | 1     | 28    | 28    | 42,86 | 1222,08 |
| 17x52           | 17    | 1,5   | 55    | 82,5  | 22,5  | 1257    |
| 20x120          | 7     | 1,68  | 44    | 73,92 | 32    | 1437    |
| 20x75           | 7     | 1,05  | 72    | 75,6  | 18,5  | 1352    |
| 23x120          | 5     | 1,38  | 48    | 66,24 | 26,20 | 1286,6  |
| 25x100          | 6     | 1,5   | 36    | 54    | 28,5  | 1046    |
| 25x150          | 4     | 1,5   | 40    | 60    | 35    | 1430    |
| 30,3x61,3       | 7     | 1,3   | 40    | 52    | 25    | 1020    |
| 30x180          | 3     | 1,62  | 30    | 48,6  | 40    | 1260    |
| 30x60 (C)       | 6     | 1,08  | 48    | 51,84 | 22,63 | 1106,24 |
| 30x60 (T) C     | 8     | 1,44  | 48    | 69,12 | 26,5  | 1302    |
| 45x45 (RECTIF)  | 6     | 1,22  | 52    | 63,44 | 25,2  | 1330,4  |
| 45x45           | 7     | 1,42  | 52    | 73,84 | 26    | 1372    |
| 60,8x60,8       | 4     | 1,48  | 30    | 44,4  | 29,7  | 911     |
| 60x90 (20mm)    | 2     | 1,08  | 22    | 23,76 | 45    | 1015    |
| 61x91 IR (20mm) | 2     | 1,11  | 22    | 24,42 | 45    | 1015    |
| 60x120          | 2     | 1,44  | 32    | 46,08 | 34,25 | 1121    |
| 60x120 (F)      | 2     | 1,44  | 36    | 51,84 | 28,62 | 1055,32 |
| 60x120 (20mm)   | 1     | 0,72  | 33    | 23,76 | 29,3  | 991,9   |
| 60x120 (T) C    | 2     | 1,44  | 40    | 57,6  | 27    | 1110    |
| 60x60           | 4     | 1,44  | 30    | 43,2  | 35    | 1070    |
| 60x60 (F)       | 4     | 1,44  | 30    | 43,2  | 29,75 | 912,5   |
| 60x60 (20mm)    | 2     | 0,72  | 30    | 21,6  | 32    | 980     |
| 60x60N (20mm)   | 3     | 1,08  | 20    | 21,6  | 43    | 880     |
| 60x60 (T) C     | 4     | 1,44  | 40    | 57,6  | 27    | 1100    |
| 90x90           | 2     | 1,62  | 32    | 51,84 | 33    | 1081    |

*Follow our  
latest Novelties*

ES EN

**En Navarti, apostamos por un futuro más limpio. Es por ello que hemos creado este apartado con el fin de mantener actualizado el catálogo a tiempo real y poder compartir las últimas novedades de una manera más dinámica.**

**Escanea nuestro QR y descubre más...**

At Navarti, we are committed to a brighter future cleansed. That is why we have created this section in order to keep updated the catalog in real time and being able to share the latest news in a more dynamic.

Scan our QR and discover more...

*scan me*



# NAVARTI

cerámica

**La reproducción de los colores es aproximada.**

**Navarti se reserva el derecho de alterar o modificar los productos aquí relacionados.**

The reproduction of the colors is approximate.

Navarti reserves the right to alter or amend the products here stated.

**Los códigos de precios y referencias deben verificarse ya que puede haber errores tipográficos. Es recomendable consultar la web ya que cualquier producto de este catálogo puede sufrir cambios en códigos de venta, formatos o packing.**

Price codes and product codes should be checked, since there may be typographical errors. We always recommend consulting the website as the products could undergo price code, format or packing changes.

**En la web también pueden consultar las características técnicas, consejos de colocación, elementos de merchandising o los diversos ambientes de cada una de las colecciones.**

On the website you can also find the technical specifications, installation suggestions, merchandising elements and a variety of room scene pictures for each of the inspirations.